



# CAF WORLD GIVING INDEX 2016

*The world's leading study of generosity*

October 2016

**CAF** Charities Aid  
Foundation

# Contents

Foreword	3
About this report	4
Key findings and conclusions	5
Universal recommendations	7
CAF World Giving Index 2016 map	8
1 Global view	
1.1 The CAF World Giving Index Top 20	10
1.2 Global trends across behaviours	13
2 Three giving behaviours	
2.1 Helping a stranger	
2.1.1 Top 10 countries for helping a stranger, by participation and population	16
2.1.2 Helping a stranger and gender	17
2.1.3 Helping a stranger and age	18
2.2 Donating money to charity	
2.2.1 Top 10 countries for donating money, by participation and population	20
2.2.2 Donating money and gender	21
2.2.3 Donating money and age	22
2.3 Volunteering time	
2.3.1 Top 10 countries for volunteering time, by participation and population	24
2.3.2 Volunteering time and gender	25
2.3.3 Volunteering time and age	26
3 Continental comparisons	
3.1 Continental World Giving Index scores	28
3.2 Continental giving behaviour scores	29
4 Most improved countries	
4.1 Most improved countries for 2015	30
4.2 Most improved countries over time	31
Appendices	
1 Alphabetical CAF World Giving Index full table	34
2 CAF World Giving Index full table	36
3 Helping a stranger full table	39
4 Donating money full table	41
5 Volunteering time full table	43
6 Methodology	45
7 Surveyed countries	46

## *Foreword*

The world is becoming ever more generous – with more people giving time, money or helping others than previously recorded in the seven years of the CAF World Giving Index.

For the first time, more than half of those surveyed say they helped a stranger – a testament to the innate human desire to help others whenever they are in need.

Since its inception in 2010, the CAF World Giving Index has been based on three measures: Have you given money to a good cause; have you helped a stranger; or have you volunteered your time.

This adds up to a unique global reference – the only comparative study of generosity across 140 countries.

The strength of the World Giving Index lies in its very simplicity, although that of course raises many questions – questions of culture, practice and understanding.

We have never attempted to 'correct' our Index to take account of such differences. Instead its richness is its role as a starting point; a starting point for discussion, for comment and of course for more detailed research. As such the World Giving Index is a hugely valuable measure of who we are and how we behave.

Of course, the world is always changing, and we hope the World Giving Index will provoke debate about how people and governments can build a stronger culture of giving globally.

Can we encourage people to play their part in creating a vibrant and robust civil society? Can we focus governments on creating the positive environment needed to encourage this and – together – can we strengthen the ability of communities around the world to address pressing social needs and create sustainable change?



Dr John Low  
Chief Executive  
Charities Aid Foundation

# About this report

## Background

The aim of the CAF World Giving Index is to provide insight into the scope and nature of giving around the world. In order to ensure that giving is understood in its various forms, the report looks at three aspects of giving behaviour. The questions that lie at the heart of the report are:

### *Have you done any of the following in the past month?*



Helped a stranger, or someone you didn't know who needed help?



Donated money to a charity?



Volunteered your time to an organisation?

Fieldwork is conducted by the market research firm, Gallup,<sup>1</sup> as part of its World Poll initiative<sup>2</sup>.

## CAF World Giving Index 2016

This seventh edition of the World Giving Index again presents giving data from across the globe over a five year period (2011-2015). The World Giving Index 2016 includes data from 140 countries across the globe that was collected throughout the calendar year of 2015. A full explanation of the methodology used is included in the appendices.

## CAF World Giving Index ranking and scores

The method used to calculate World Giving Index scores remains identical to previous years. In order to establish a rounded measure of giving behaviour across the world, the World Giving Index relies on a simple averaging of the responses from the three key questions asked in each country. Each country is given a percentage score and countries are ranked on the basis of these scores.

## About us

Charities Aid Foundation (CAF) is a leading international charity registered in the United Kingdom, with a presence in nine countries covering six continents. Its mission is to motivate society to give ever more effectively and help transform lives and communities around the world. We do this by working globally to increase the flow of funds to the charity and non-profit sectors through the provision of philanthropy advice and services.

---

1 Gallup website: [www.gallup.com/home.aspx](http://www.gallup.com/home.aspx)

2 Gallup World Poll website: <http://www.gallup.com/services/170945/world-poll.aspx>

## *Key findings and conclusions*

### *For the third year running Myanmar tops the CAF World Giving Index*

In line with previous years, more than nine in ten people in Myanmar donated money in the month prior to interview and this very high level drives its overall World Giving Index ranking. However, as well as maintaining its number one spot on the overall rankings, Myanmar's overall World Giving Index score also improved compared to 2015 – a result of an increase in both those volunteering time and helping a stranger. The high scores are likely to be a result of Theravada Buddhism practiced by a large proportion of the population in Myanmar, whereby followers donate to support those living a monastic lifestyle – a practice known as Sangha Dana. The increase in the result since the 2015 World Giving Index may in part be due to a widespread sense of optimism ahead of the country's first elections in November 2015, following years of military rule.

### *At a global level, helping a stranger continues to be the most common way to give*

For the first time on the CAF World Giving Index, more than half of people globally helped a stranger in the month prior to interview, demonstrating a positive movement in this measure of generosity. Encouragingly, participation levels for helping a stranger have increased across all levels of economic development, including transitional nations which, although still the least likely to help a stranger, have seen an upwards movement after a decrease last year.

### *Generosity in times of adversity*

We continue to be humbled by signs of generosity across the globe in times of adversity, with people rallying when there is a greater need within the population. Iraq, for the second year, occupies the number one position on helping a stranger despite the ongoing civil war whilst Libya, interviewed for the first time since 2012 has increased on this measure despite their bloody civil war. It appears that their increasingly fragile civil societies, coupled with greater need amongst the population, is encouraging more people to be responsive out of sheer necessity.

Nepal also achieves its highest ranking this year and is one of the most improved countries. This increase in results followed the devastating earthquakes in 2015 and again shows the generosity of people in times of adversity and is similar to patterns we have seen following disasters in previous years.

### *Giving habits in Africa see a positive shift after several years of little change*

At an overall continental level, Africa's 2016 score is higher than its five year average for all three giving behaviours – an achievement Africa shares with Asia. It also has the most improved overall World Giving Index score this year; its 2016 Index score is three percentage points higher than its five year average (32% vs. 29%) and has never been higher, its previous best achievement being a World Giving Index score of 30% in 2010.



## *Universal recommendations*

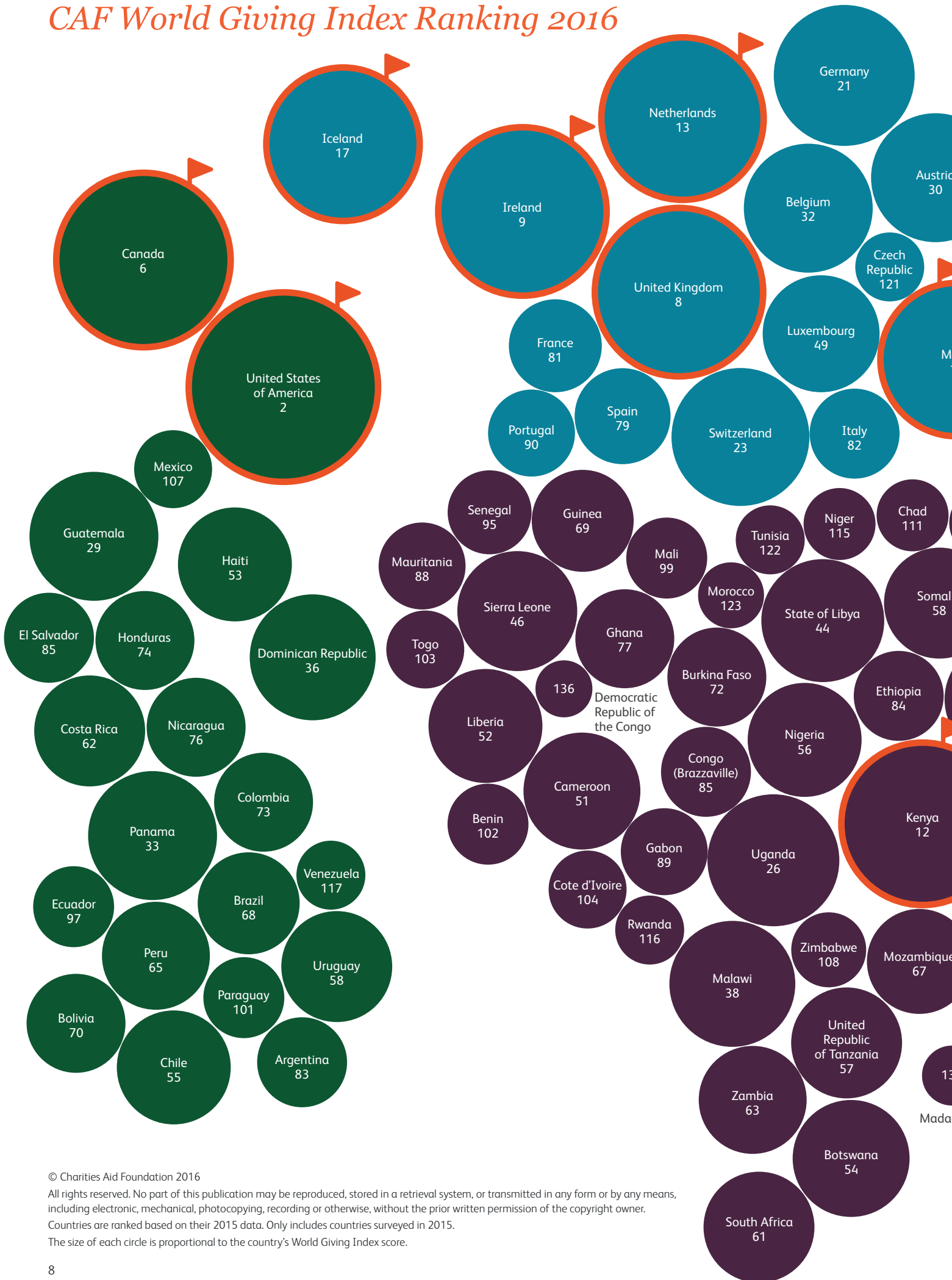
We reiterate the recommendations from previous World Giving Index reports, that Governments around the world should:

- make sure not-for-profit organisations are regulated in a **fair, consistent and open way**
- **make it easy for people to give** and offer incentives for giving where possible
- **promote civil society** as an independent voice in public life and **respect the right** of not-for-profit organisations to campaign
- **ensure not-for-profit organisations are transparent** and well governed and inform the public about their work
- **encourage charitable giving** as nations develop their economies, taking advantage of the world's growing middle classes.

Through its Future World Giving programme, CAF has developed a framework of more detailed recommendations that, if followed by governments, should future proof the growth of generosity and provide an enabling environment for improved civil society.

Further information on CAF's Future World Giving programme can be found at: <http://futureworldgiving.org>

# CAF World Giving Index Ranking 2016



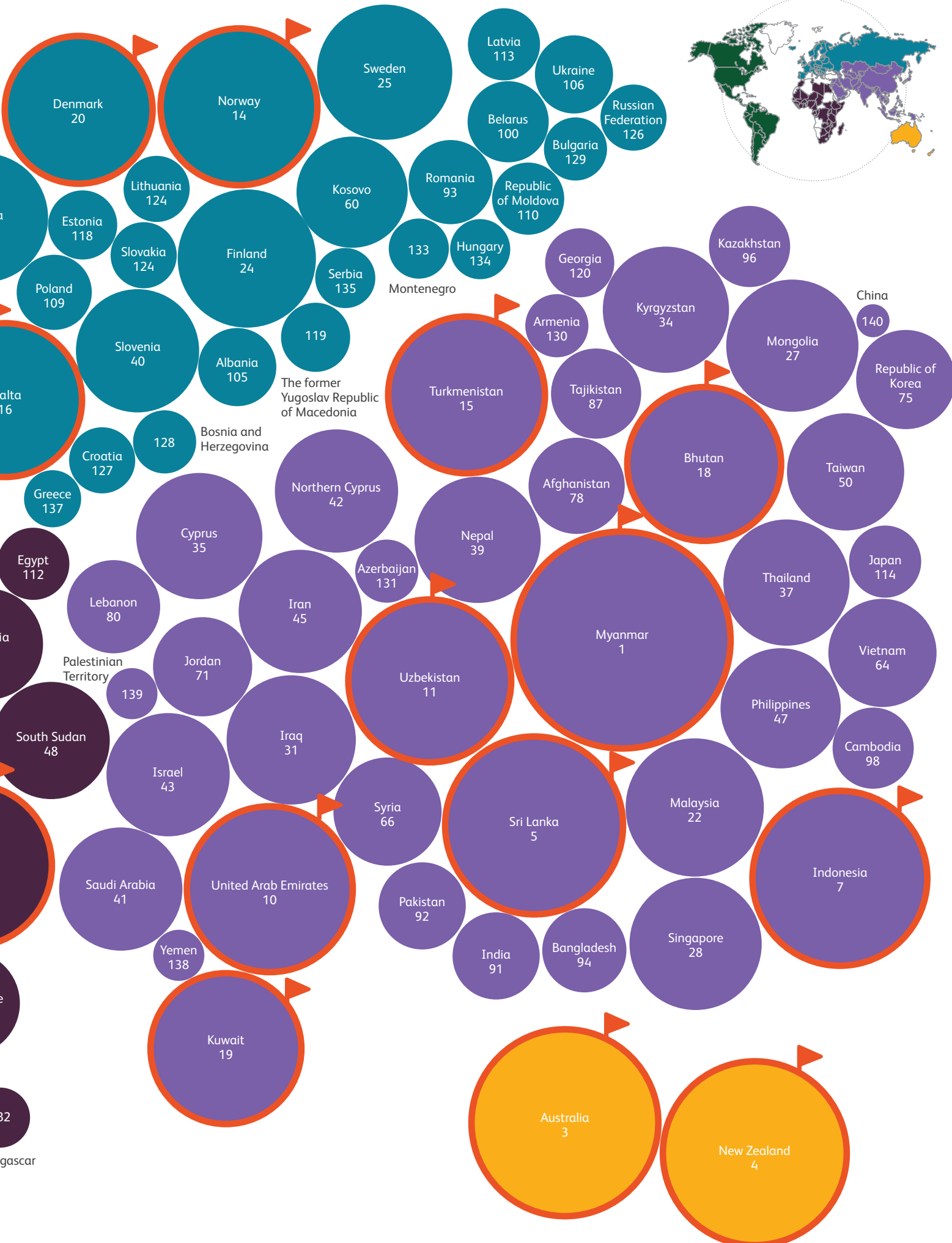
© Charities Aid Foundation 2016

All rights reserved. No part of this publication may be reproduced, stored in a retrieval system, or transmitted in any form or by any means, including electronic, mechanical, photocopying, recording or otherwise, without the prior written permission of the copyright owner.

Countries are ranked based on their 2015 data. Only includes countries surveyed in 2015.

The size of each circle is proportional to the country's World Giving Index score.





# 1 Global view

## 1.1 The CAF World Giving Index Top 20

Myanmar is once again ranked first in the World Giving Index 2016, having held the top spot on its own in 2015 and jointly with the USA in 2014. It is also ranked highest when scores are averaged across the past five years.

Myanmar's 2016 overall score is 70%, improving on the record high of 66% it achieved last year (see Table 1). Its ranking is largely driven by high levels of participation by donating money (91%) and volunteering (55%), although it has seen an increase in the proportion of people helping a stranger this year (63%).

As highlighted each year since it first topped the rankings in the 2014 report, Myanmar has certain characteristics which have helped it achieve this status. Anywhere from 80%<sup>3</sup> to 90%<sup>4</sup> of people in Myanmar are practicing Buddhists with as much as 99%<sup>5</sup> of those following the Theravada branch of the religion. In Theravada Buddhism, followers donate to support those living a monastic lifestyle – a practice known as Sangha Dana. Giving in this way carries significant religious meaning and small, frequent acts of giving are the norm. However, the rise in giving in the past year could have been fuelled by more recent developments in Myanmar. This may in part be due to optimism and hope ahead of the country's November 2015 elections – the first following the end of 50 years of military rule in the country in 2011.

By topping the World Giving Index ranking Myanmar will likely, and rightly receive a lot of attention, not least because as a country classified by the World Bank as Lower Middle Income, it confounds assumptions about the association between wealth and generosity. Inevitably, such an achievement will be contrasted with reports about the ongoing suffering, and contested rights of the Rohingya people. At this point, it is important to remember that the World Giving Index measures only the charitable activities of the general population within a country, and does not take wider issues affecting society into account. As such, we make no attempt to rationalise negative or mitigating factors in the World Giving Index.

The United States retains both its World Giving Index score (61%), and ranking (second). Around three quarters (73%) of Americans helped a stranger in this year's Index but this has fallen slightly by three percentage points from last year (76%). However, the proportion of Americans volunteering their time has increased slightly from 44% last year to 46% this year.

The highest scoring countries are much the same as those reported in 2015 though there are exceptions. Indonesia, which was ranked twenty-second in last year's report has moved up to seventh place this year, possibly due to the proximity of the survey date (August) to the holy month of Ramadan. A new entry into the top ten this year is the United Arab Emirates, which has moved from fourteenth to tenth place.

Of those ranked in the Top 20 last year only Bahrain was not interviewed during 2015. This indicates that changes to the Top 20 are on the whole, the result of actual giving behaviours rather than changes in the sample of countries interviewed.

Malaysia and the Netherlands have now dropped out of the Top 10 – only the second time that the Netherlands has done so.

---

3 Pew Research Center (2012) Buddhists: The Global Religious Landscape [Online]. Available from: <http://www.pewforum.org/2012/12/18/global-religious-landscape-buddhist/> [Accessed 19 September 2016]

4 Hewapathirane, Dava (2014) World Buddhist Population: Pre-eminence of Mahayana Tradition. [Online]. Available from: <http://www.asiantribune.com/node/85770> [Accessed 19 September 2016]






5 Dhamma Wiki (2016) Theravada Buddhists in the World [Online]. Available from: [http://www.dhammadwiki.com/index.php?title=Theravada\\_Buddhists\\_in\\_the\\_World](http://www.dhammadwiki.com/index.php?title=Theravada_Buddhists_in_the_World) [Accessed 19 September 2016]

Uzbekistan features in the Top 20 for the first time with a score of 52%, having previously ranked highest in twenty-fourth place with a score of 43%. Turkmenistan has experienced the biggest move up the rankings, rising fifty-six places to fifteenth, largely due to a threefold increase in the number of people volunteering their time compared to last year. In previous years we have seen large increases in volunteering in Turkmenistan when the government calls a Subbotnik (national day of volunteering) but the proximity to Ramadan of surveys (August) could also have affected the result this year.

Other improved countries on the overall World Giving Index include Kuwait, which has seen a two point increase to 48% which is driven by an increase in those volunteering their time and helping a stranger. Denmark has seen an increase in those donating money, returning the country to the World Giving Index Top 20 with a score of 47%.

Kyrgyzstan has fallen in rank from eighteenth to thirty-fourth place. The country rose sixty-five places last year in part because interviewing in the largely Muslim country had taken place during the holy month of Ramadan when followers of Islam are encouraged to help those in need. This year, interviewing began approximately one week after Ramadan ended, perhaps diluting the results we saw last year, but the effects can still be seen in the country's high score (42%) compared to earlier years when interviewing took place before the Festival.

Table 1 Top 20 countries in the CAF World Giving Index with score and participation in giving behaviours

	 CAF World Giving Index ranking	 CAF World Giving Index score (%)	 Helping a stranger average (%)	 Donating money average (%)	 Volunteering time average (%)
Myanmar	1	70	63	91	55
United States of America	2	61	73	63	46
Australia	3	60	68	73	40
New Zealand	4	59	61	71	44
Sri Lanka	5	57	61	61	49
Canada	6	56	65	65	38
Indonesia	7	56	43	75	50
United Kingdom	8	54	61	69	33
Ireland	9	54	56	66	40
United Arab Emirates	10	53	75	63	21
Uzbekistan	11	52	67	62	27
Kenya	12	52	70	44	42
Netherlands	13	52	55	66	33
Norway	14	50	52	67	31
Turkmenistan	15	50	49	40	60
Malta	16	49	47	73	28
Iceland	17	49	52	70	26
Bhutan	18	49	52	56	39
Kuwait	19	48	78	48	17
Denmark	20	47	54	62	23

Scores are for 2015 only and includes only countries surveyed during 2015.

Data relate to participation in giving behaviours during one month prior to interview.








World Giving Index scores are shown to the nearest whole number but the rankings are determined using two decimal points.

Analysis covering the five-year period 2011-2015<sup>6</sup> (Table 2) shows that only three countries are included in the five-year Top 20 that do not appear in the 2016 World Giving Index Top 20, namely Switzerland, Austria and Hong Kong.

Myanmar maintains its number one ranking seen in 2015 but its position has grown stronger as the 2016 score is now five percentage points higher than its five year average. Other countries with strong upward trends this year are Sri Lanka, Indonesia, the United Arab Emirates and Kenya.

Only five members of the Group of Twenty (G20), which represents 85% of Gross World Product (GWP), appear in the Top 20 countries by five year average. These are Australia, Canada, Indonesia, the United Kingdom and the United States.<sup>7</sup> This is a trend consistent with previous years.

**Table 2 Top 20 countries in the 5 year World Giving Index, with score and participation in giving behaviours**

	 CAF World Giving Index 5 year ranking	 CAF World Giving Index 5 year score (%)	 Helping a stranger 5 year average (%)	 Donating money 5 year average (%)	 Volunteering time 5 year average (%)	 CAF World Giving Index 1 year score (%)	 Difference between 1 and 5 year score (%)
Myanmar	1	64	53	90	50	70	5
United States of America	2	61	75	63	44	61	0
New Zealand	3	59	66	68	42	59	0
Canada	4	58	66	67	42	56	-2
Australia	5	58	66	71	37	60	2
Ireland	6	57	62	71	39	54	-3
United Kingdom	7	55	61	73	30	54	-1
Netherlands	8	53	55	71	35	52	-2
Sri Lanka	9	52	57	53	47	57	5
Bhutan	10	50	53	58	40	49	-2
Indonesia	11	50	42	68	40	56	6
Norway	12	49	53	61	33	50	1
Iceland	13	48	50	68	27	49	1
Malta	14	48	46	73	25	49	1
United Arab Emirates	15	47	66	56	18	53	6
Kenya	16	46	68	35	35	52	6
Denmark	17	45	54	60	22	47	1
Switzerland	18	45	53	52	30	46	1
Austria	19	45	53	53	28	43	-2
Hong Kong	20	45	56	63	15	n/a	n/a

Five year score and averages: data represents average participation in countries surveyed in three or more different calendar years in the period 2011 to 2015.

One-year score: includes only countries surveyed in 2015.

Data relate to participation in giving behaviours during one month prior to interview. World Giving Index and difference scores are shown to the nearest whole number but the rankings are determined using two decimal points.

<sup>6</sup> Relates to the year that surveying took place – equates to 2012-2016 CAF World Giving Index reports

<sup>7</sup> Members of the G20 are; Argentina, Australia, Brazil, Canada, China, France, Germany, India, Indonesia, Italy, Japan, the Republic of Korea, Mexico, Russia, Saudi Arabia, South Africa, Turkey, the United Kingdom, the United States of America plus the European Union. Turkey is not featured in this year's World Giving Index

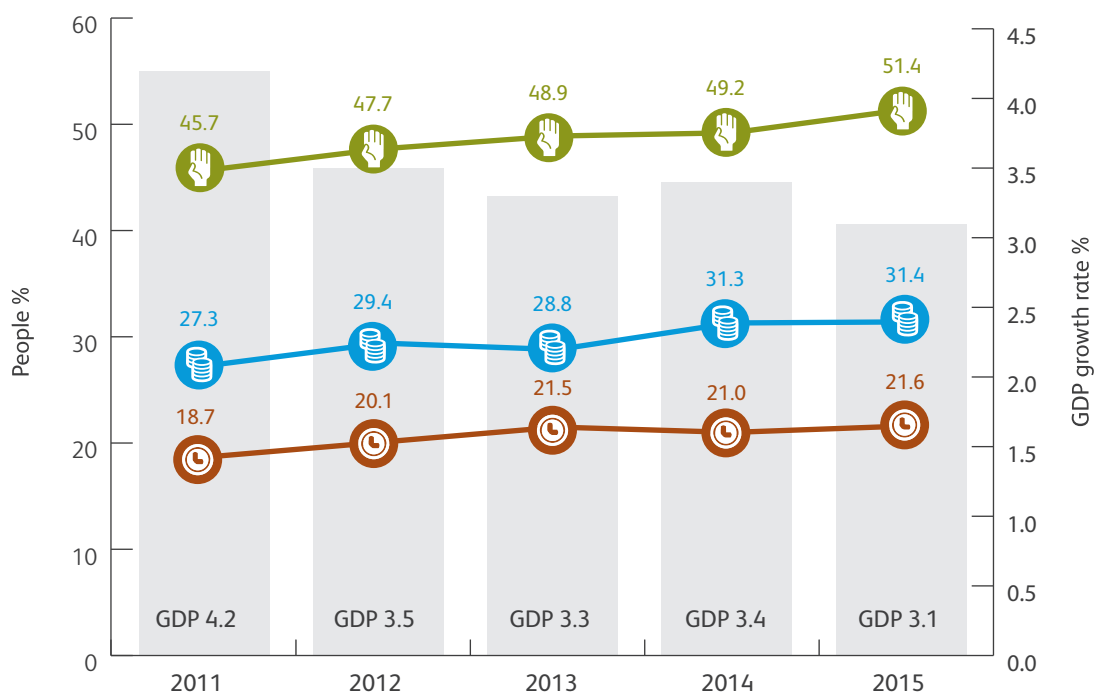
## 1.2 Global trends across behaviours

Despite global GDP falling during 2015, levels of donating money have remained relatively stable since 2014 at 31.4%. However, over the medium term, since 2011, there has been over a four percentage point increase in those donating money which is a significant amount.

For the first time since the World Giving Index began, this year, more than half the world's population reported that they helped a stranger in the month prior to interview. The new high of 51.4% is a 2.2 percentage point increase on last year and is just under six percentage points higher than 2011. It is also the highest figure ever recorded for any of the three measures of generosity.

After a decrease last year, the proportion of those volunteering their time has also increased since 2014 from 21.0% to 21.6% globally thus returning it to the level seen in 2013. This measure however has seen the smallest increase of all three since 2011 (just under three percentage points).

Figure 1 Global gross domestic product (GDP) growth rate and global participation in donating money, volunteering time and helping a stranger



Data represents one-year scores for each year from 2011 to 2015. Each one-year score is derived from the average of all the countries surveyed in that year.

Data relate to participation in giving behaviours during one month prior to interview.

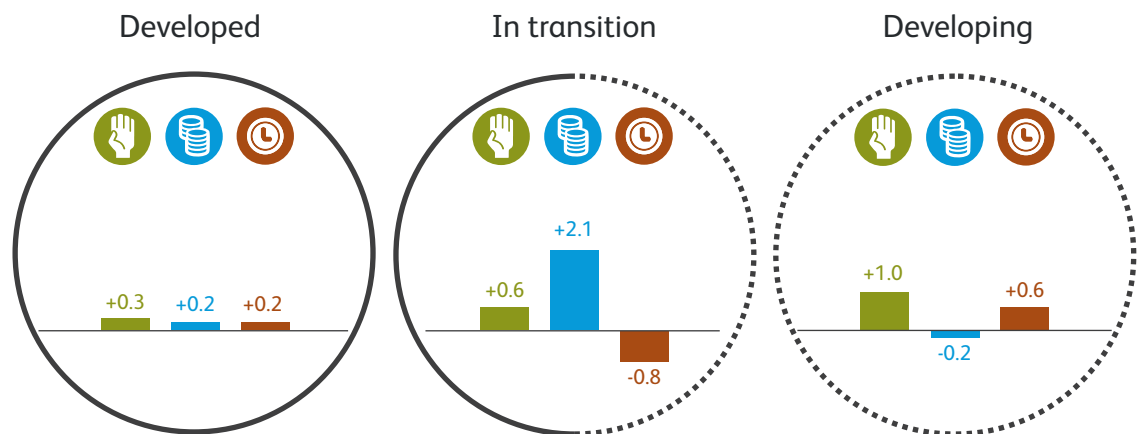
GDP data is sourced from the International Monetary Fund's World Economic Outlook database. Data is given in terms of constant year-on-year prices.

In many countries, men are significantly more likely than women to engage in volunteering or helping a stranger. However, at the global average level, there is little difference between men and women when it comes to donating money. Cultural attitudes towards gender seem to play an important role in the likelihood of men and women to give, in any of the three ways measured.

Across the broad types of economy – developing, in transition and developed, all three measures of giving have increased. The only real decrease year on year is on those volunteering their time in transitioning economies – a continuation of the decline seen last year.

Transitional economies – nations where many people have moved from a subsistence lifestyle to one in which they have a discretionary income – continue to lead the world in terms of growth in the proportion of people donating money to charity. Though those living in transitioning economies remain less likely to donate money (20%) than those living in the developing world (26%), an increase of 2.1 percentage points this year on the back of an increase of 11.5 percentage points last year suggests that the gap is narrowing. Such a trend continues to support the suggestion that as people become financially able, they are likely to be more willing to give money to charitable causes. This signals the huge potential – one which CAF has highlighted as part of its Future World Giving project – for the emerging middle classes in transitional economies to support philanthropic activity in the world’s fast growing economies.

Figure 2 Percentage point changes in scores for each behaviour from 2014 to 2015, by economy status

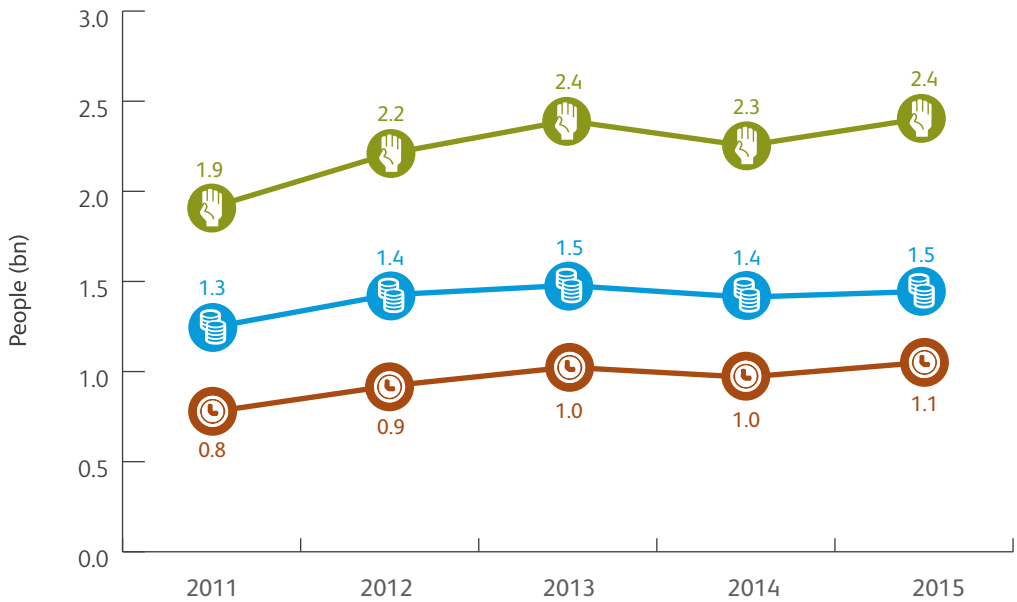


As with the proportion of people who have participated in giving by donating money and volunteering time, the actual number of people taking part in these ways of giving has remained stable this year at 1.5 billion and 1.1 billion respectively (Figure 3).

An uplift in donating money is seen in three of the five BRICS countries<sup>8</sup>. Brazil, Russia and India have all seen an increase this year in both the proportion and the actual number of people donating. The number of people who have helped a stranger has returned to the level seen in 2013, with notable large increases in India (60.9 million more people participating this year), Brazil (21.1 million more people participating this year) and Indonesia (15.7 million more people participating this year).

8 BRICS refers to a grouping of countries – Brazil, Russia, India, China and South Africa – identified as a new generation of emerging economies

Figure 3 Global number of people donating money, volunteering time and helping a stranger



Calculated using UN adult population numbers.

Data represents one-year scores for each year from 2011 to 2015.

Each one-year score is derived from the average of all the countries surveyed in that year.

Data relate to participation in giving behaviours during one month prior to interview.

## 2 *Three giving behaviours*



### 2.1 *Helping a stranger*

#### 2.1.1 Top 10 countries for helping a stranger, by participation and population

The two tables overleaf show the countries with the highest proportion of people participating in helping a stranger, and the countries with the highest actual number of people doing so.

For the second year in a row, Iraq ranks in first place for helping a stranger with a score of 81%. This is a two percentage point improvement on its 2015 score.

The ongoing Iraqi civil war does not appear to have dampened the strong heritage of informal giving within Iraq's communities. Similarly, Libya, which was last surveyed in 2012, the year following the Arab Spring, has also seen an upshift of seven percentage points in that time, against the backdrop of an ongoing and bloody civil war.

Whilst improvement in Iraq and Libya on the measure of helping a stranger seems extraordinary given each country's security situation, it may be that their increasingly fragile civil societies coupled with greater need amongst the population is encouraging more people to be responsive out of sheer necessity. In contrast, Kenya's helping a stranger score has fallen for the first time this year and it is outside of the Top 10 for the first time since 2011. Interviewing took place just five months after 147 people were murdered in the Garissa University College terror attack in April 2015, the latest in a string of increasingly frequent terror attacks and this may be a contributing factor to the decline in score.

Malawi, having entered the Top 10 for the first time last year in eighth place, now moves up to take sixth place. Its helping a stranger score is 20 percentage points higher than it was five years ago in 2011, now standing at 74%.

South Africa drops nine places out of the Top 10 to rank nineteenth this year. Botswana, having ranked twenty three last year, now ranks in seventh place with its highest ever score of 73%.


Whilst the projected number of people helping a stranger in China has increased from 262 million to 273 million, it now ranks bottom in terms of the proportion of citizens participating (24%), having been second from bottom last year. India retains its number one rank in terms of the number of people who have helped a stranger in the last month (Table 4), and this has strengthened with 43% of the population now participating in this way (up from 37% last year).

The countries comprising the Top 10 by number of people remains largely the same as last year due to the size of the populations in the countries included. The United States is the only highly populous country with high enough levels of both participation and population to feature in the Top 10 lists for proportion and projected number helping a stranger.

Germany has dropped out of the Top 10 countries for helping a stranger by number of people. The proportion of Germans saying that they helped a stranger in the month prior to interview has also dropped by six percentage points since last year, with a number of other Central and Western European countries seeing drops on the same measure.



Table 3 Top 10 countries by participation in helping a stranger




Helping a stranger country and ranking		People (%)
Iraq	1	81
State of Libya	2	79
Kuwait	3	78
Somalia	4	77
United Arab Emirates	5	75
Malawi	6	74
Botswana	7	73
Sierra Leone	8	73
United States of America	9	73
Saudi Arabia	10	73

Data is for 2015 only and includes only countries surveyed in 2015.

Data relate to participation in helping a stranger during one month prior to interview.

Table 4 Top 10 countries by the number of people helping a stranger



Helping a stranger country and ranking		People (m)
India	1	401
China	2	273
United States of America	3	191
Brazil	4	86
Indonesia	5	79
Nigeria	6	69
Bangladesh	7	64
Pakistan	8	54
Mexico	9	43
Russian Federation	10	42

Calculated using UN adult population numbers.

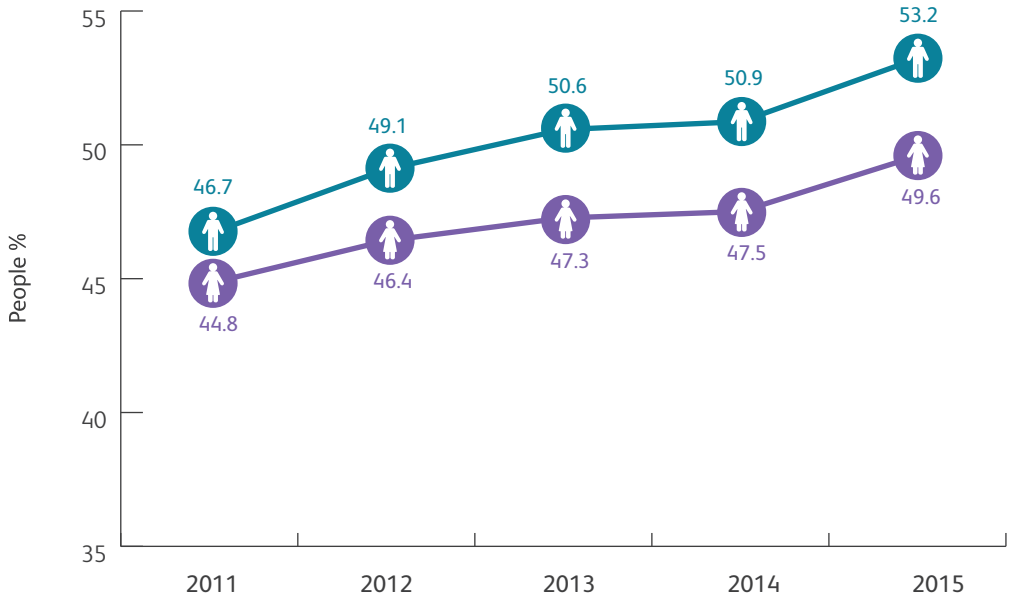
Only includes countries surveyed in 2015.

Data relate to participation in helping a stranger during one month prior to interview.

### 2.1.2 Helping a stranger and gender

Whilst both men and women are more likely to say they have helped a stranger in the last month (up by 2.3 and 2.1 percentage points respectively), the gap between each gender's behaviour has nearly doubled since 2011 (from 1.9 percentage points to 3.6 percentage points). Men are now 13.9% more likely to say that they have helped a stranger in the last month than they were in 2011, whereas women are only 10.7% more likely to say the same.

Figure 4 Global participation in helping a stranger, by gender



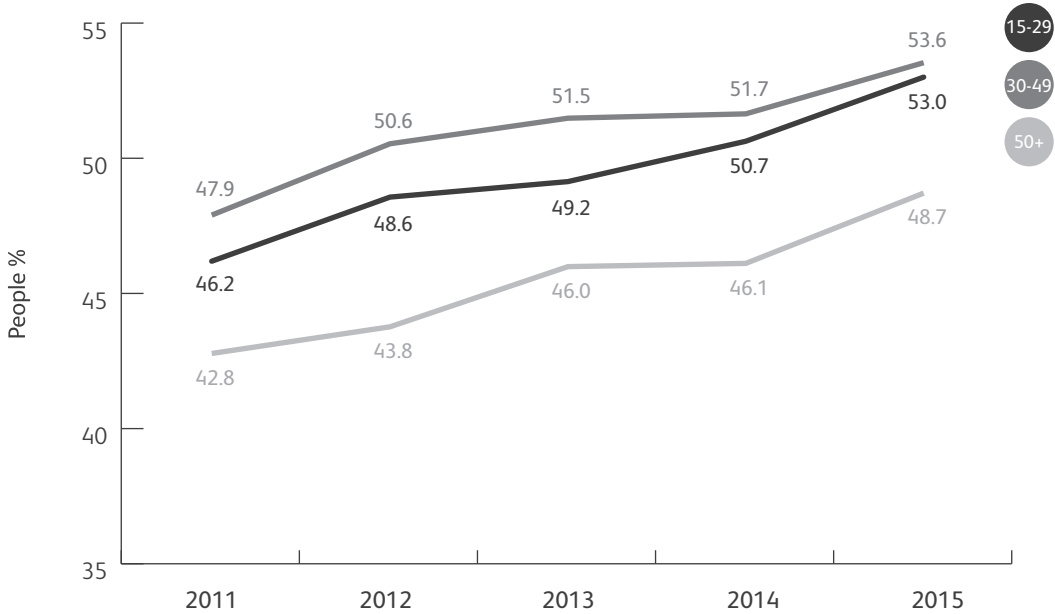
Data represents one-year scores for each year from 2011 to 2015.  
 Each one-year score is derived from the average of all the countries surveyed in that year.  
 Data relate to participation in helping a stranger during one month prior to interview.

2.1.3 Helping a stranger and age

In contrast to last year when the youngest age group saw the greatest improvement, it is the oldest age group (50+) which has seen the biggest uplift in the proportion of people helping a stranger. Almost half (48.7%) of older people now participate in this behaviour – an increase of 2.6 percentage points year on year.

A smaller increase is seen for both younger people (aged 15 to 29) and those in mid-life (aged 30 to 49) – up by 2.3 and 1.9 percentage points respectively. The gap between those aged 15 to 29 and those aged 30 to 49 continues to get smaller, with the youngest age group now only 0.6 percentage points behind.

Figure 5 Global participation in helping a stranger, by age



Data represents one-year scores for each year from 2011 to 2015.

Each one-year score is derived from the average of all the countries surveyed in that year. Data relate to participation in helping a stranger during one month prior to interview.



## 2.2 Donating money to a charity

### 2.2.1 Top 10 countries for donating money, by participation and population

Table 5 shows the ten highest ranked countries in terms of the percentage of people who donated money to charity in the last month, and Table 6 shows the countries with the largest actual number of people donating money to charity.

For the fourth year running, Myanmar tops the participation table, with 91% of people having donated money (equating to 35.6 million individuals).

Norway appears in the Top 10 for donating money for the first time this year with a score of 67%, a seven percentage point increase on last year. Iceland enjoys its highest ranking yet, coming in sixth place, although its score (70%) remains unchanged since the last time it was interviewed in 2013.

A 24 percentage point drop in score sees Thailand, which was in second place last year, drop out of the Top 10 for the first time since the World Giving Index was launched. It now ranks twelfth.

Canada also drops just outside of the Top 10 for participating in donating money, and now ranks in eleventh place due to a slight decline of two percentage points.

Ireland moves down the rankings again this year – although it sees only a one percentage point decline in score, this has resulted in it dropping from eighth to tenth place.

In terms of the actual numbers of individuals, the countries comprising the Top 10 remain largely the same as reported last year with the exception of the inclusion of Brazil and Iran moving out of the Top 10 as a result of a six percentage point drop.

Germany has moved up the rankings from ninth place last year, to sixth place this year – an increase of 6.5 million people.

India's modest two percentage point increase in those participating in donating money translates to 16.8 million extra people participating in this activity. In contrast, China's modest decrease of two percentage points sees a reduction of almost 26 million people donating money in the month prior to interview.

With a population of 39 million, Myanmar is the least populous country to appear in any of the Top Tens for the number of people participating.

Table 5 Top 10 countries by participation in donating money




Donating money by country and ranking			People (%)
Myanmar	1	91	
Indonesia	2	75	
Australia	3	73	
Malta	4	73	
New Zealand	5	71	
Iceland	6	70	
United Kingdom	7	69	
Norway	8	67	
Netherlands	9	66	
Ireland	10	66	

Data is for 2015 only and includes only countries surveyed in 2015.

Data relate to participation in donating money during one month prior to interview.

Table 6 Top 10 countries by the number of people donating money



Donating money by country and ranking		People (m)
India	1	203
United States of America	2	165
Indonesia	3	139
China	4	66
Brazil	5	48
Germany	6	41
Pakistan	7	38
United Kingdom	8	37
Myanmar	9	36
Thailand	10	35

Calculated using UN adult population numbers.

Only includes countries surveyed in 2014.

Data relate to participation in donating money during one month prior to interview.

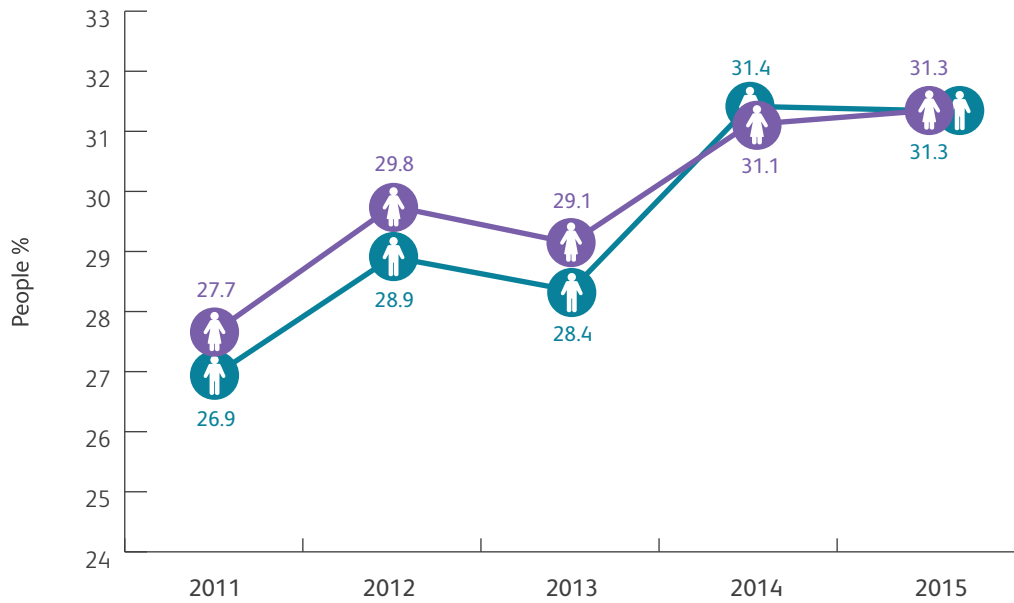
### 2.2.2 Donating money and gender

In 2014 men overtook women for the first time on donating money, this year men and women's behaviour is identical at 31.3%.

However, the gap between men and women in developed economies has widened and now stands at six percentage points, up from four percentage points last year. 46% of women in developed economies said that they recently participated in donating money, whereas 40% of men in developed economies did the same.

In contrast, in both developing and transitioning economies, men and women participate more equally in donating money, albeit at a lower overall level than those living in developed economies. 26% of men and 25% of women in transitioning economies have participated by donating money, and 28% of men and 27% of women in developing countries have taken part in this way.

Figure 6 Global participation in donating money, by gender



Data represents one-year scores for each year from 2011 to 2015.

Each one-year score is derived from the average of all the countries surveyed in that year.

Data relate to participation in donating money during one month prior to interview.

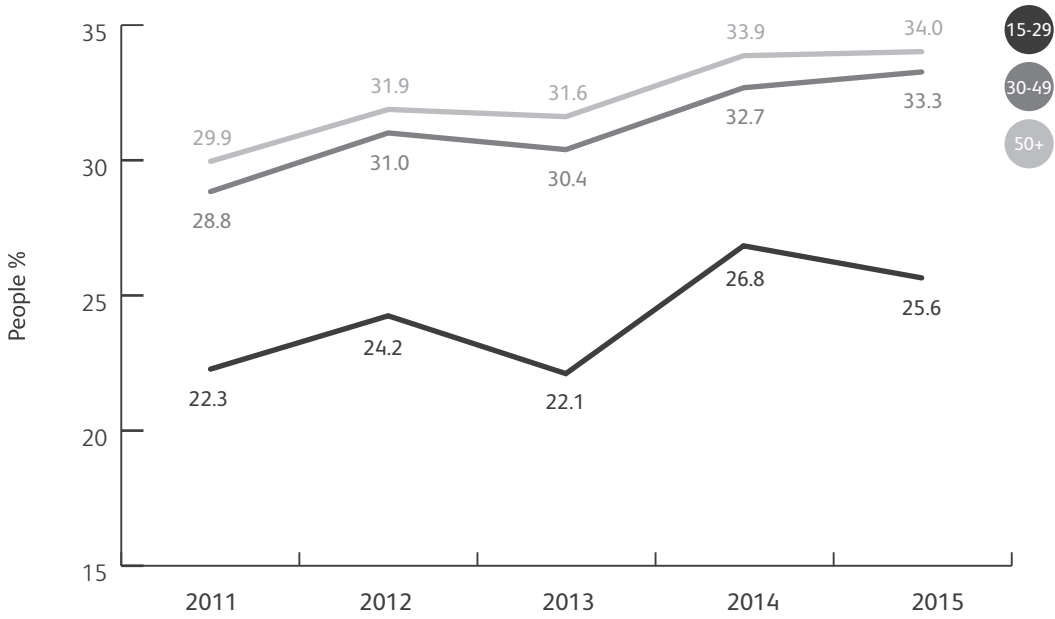
### 2.2.3 Donating money and age

As has been the case since the World Giving Index was first published in 2010, older people are more likely to give money to charitable causes. This has gradually increased since 2013, from 31.6% to 34% this year.

A similar pattern has been seen amongst those in the mid age group of 30-49 year olds where the level has increased from 30.4% in 2013 to 33.3% in 2015.

In contrast, the youngest age group (aged 15 to 29), has declined by 1.2 percentage points, which is disappointing following its increase last year. However, despite this, the overall trend for 15 to 29 year olds is upwards over the last five years.

Figure 7 Global participation in donating money, by age



Data represents one-year scores for each year from 2011 to 2015.

Each one-year score is derived from the average of all the countries.

Data relate to participation in donating money during one month prior to interview.



## 2.3 *Volunteering time*

### 2.3.1 Top 10 countries for volunteering time, by participation and population

The Top 10 highest-ranked countries in terms of the proportion of people who volunteer are shown in Table 7, whilst Table 8 shows the ten countries with the highest number of individuals volunteering. Six of this year's Top 10 for participation in volunteering also featured in last year's Top 10: Myanmar, Sri Lanka, the United States of America, New Zealand, the Philippines and Kenya.

Turkmenistan returns to the Top 10 in first place, a position which it held every year from 2011 until last year when 'Saturday subbotniks' were cancelled. This is the widespread, and sometimes mandatory, practice of giving up a Saturday to volunteer or perform unpaid labour. The proximity of interviewing to Ramadan in 2015 may also have affected this result.

Liberia's increase last year of 12 percentage points has been wiped out this year. The country's score for volunteering time has decreased from 46% last year to 34%, possibly due to the easing of the ebola crisis. It falls back out of the Top 10 to take up eighteenth place, having been included in the Top 10 three times since 2010.

Uzbekistan drops out of the Top 10 with a 16 percentage point fall in score from 43% to 27% and Canada, which has featured in the Volunteering Time Top 10 since 2011, drops six percentage points to rank fourteenth place with a score of 38%. It may be that the decline in volunteering in Uzbekistan was a return to the lower levels recorded in previous years in which surveys did not coincide with subbotniks (state mandated volunteering days). However, we have been unable to ascertain whether this is indeed the case.


Guatemala experienced significant unrest during 2015 and its World Giving Index score has declined by six percentage points this year. This also appears to have impacted on its volunteering time score which has dropped from 41% to 36%.

At the other end of the table, this year, Egypt, Bosnia and Herzegovina and China rank bottom for the proportion of people in those countries volunteering their time. Each of these have a score of only 4%. The Top 10 for the number of individuals volunteering their time remains very similar to last year, but with Myanmar returning to the countries represented, in ninth place (see Table 8). The growth in the number of people volunteering in Myanmar has outstripped population growth – the country's population rose from 38.4 million last year to 39 million this year – an increase of 1.5%. At the same time, the actual number of people volunteering time has increased by 11%.

Due to the fact that Russia recorded a seven percentage point decrease in the proportion of people who volunteered their time in the month prior to interview, it has now dropped out of the Top 10 in terms of the number of people volunteering.



Table 7 Top 10 countries by participation in volunteering time



Volunteering time by country and ranking	People (%)
Turkmenistan	1 60
Myanmar	2 55
Indonesia	3 50
Sri Lanka	4 49
United States of America	5 46
New Zealand	6 44
Philippines	7 42
Kenya	8 42
Honduras	9 41
Ireland	10 40

Data is for 2015 only and includes only countries surveyed in 2015.

Data relate to participation in volunteering time during one month prior to interview.

Table 8 Top 10 countries by the number of people volunteering time



Volunteering time by country and ranking	People (m)
India	1 200
United States of America	2 120
Indonesia	3 93
China	4 51
Brazil	5 29
Philippines	6 29
Nigeria	7 26
Japan	8 25
Myanmar	9 21
Germany	10 19

Calculated using UN adult population numbers.

Data is for 2015 only and includes only countries surveyed in 2015.

Data relate to participation in volunteering time during one month prior to interview.

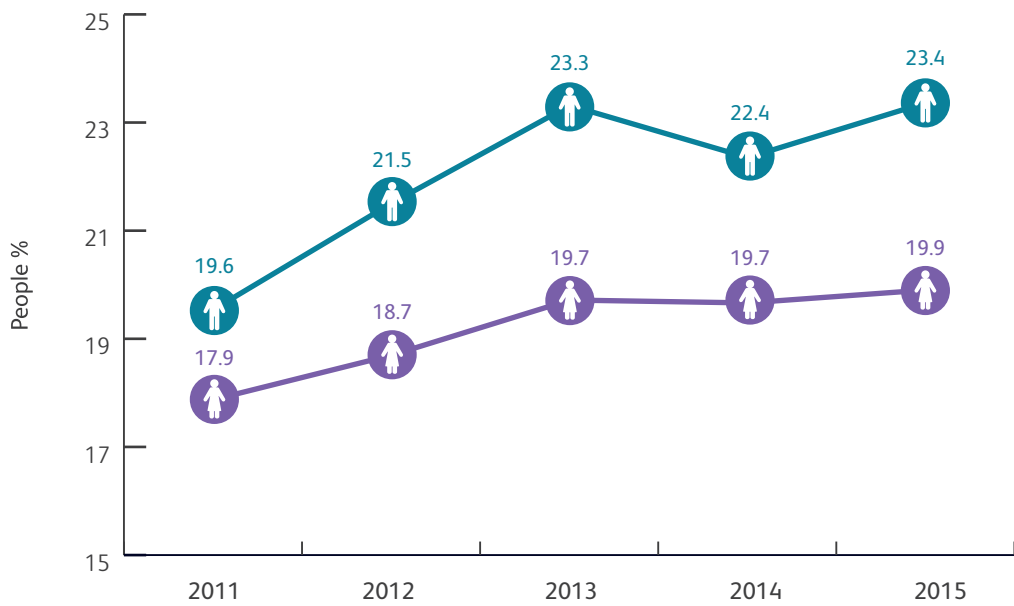
### 2.3.2 Volunteering time and gender

Globally, volunteering time has increased this year. The proportion of the world's men who say that they have volunteered in the last month has risen by one percentage point and now stands at 23.4%, the highest level recorded in the last 5 years. Although women record lower levels of volunteering than men, this is still on an upwards trend over the years, rising from 17.9% in 2011 to 19.9% in 2015.

Looking at volunteering by economy type shows that men in developing countries (24%) have improved their score by two percentage points, up from 22% last year. They are now slightly more likely to say that they volunteered in the month prior to interview as are men in developed economies (23%), the first time this has happened.

20% of women in developing countries say that they volunteered in the last month, up slightly from 19% last year. In developed economies, the figure for women remains stable at 24%.

Figure 8 Global participation in volunteering time, by gender



Data represents one-year scores for each year from 2011 to 2015.

Each one-year score is derived from the average of all the countries.

Data relate to participation in volunteering time during one month prior to interview.

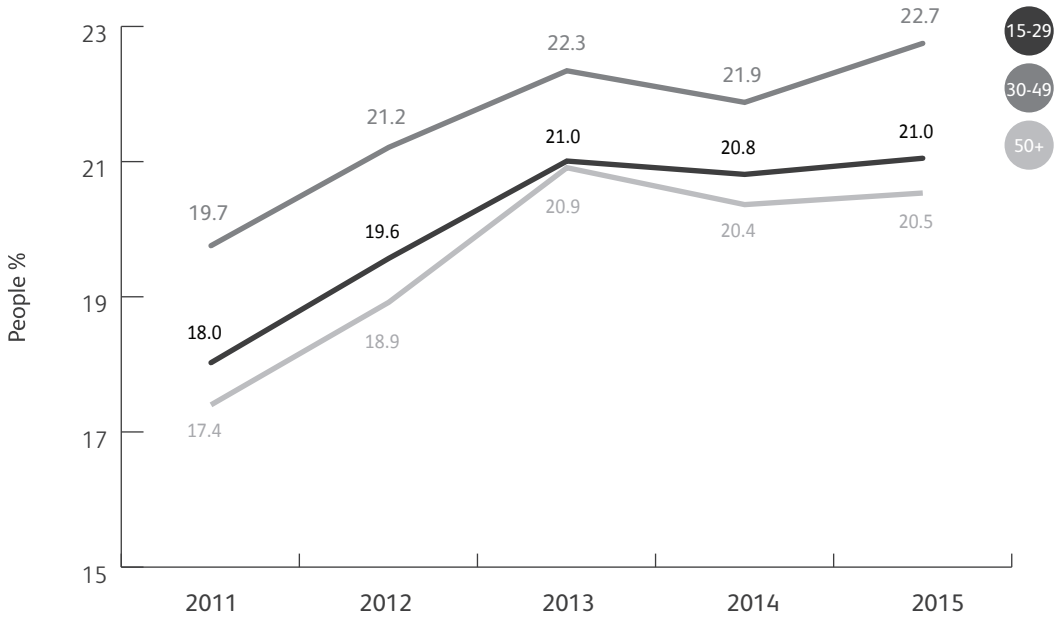
### 2.3.3 Volunteering time and age

30-49 year olds have driven the slight uplift in global volunteering levels this year. Indeed, they have recovered and improved on their 2013 score of 22.3%, after a fall in 2014, taking it to its highest level in five years, of 22.7%. The proportion of younger people (aged 15 – 29) and older people (age 50+) volunteering remains relatively stable over the last three years.

In developing countries, more 30 – 49 year olds are participating in volunteering, up two percentage points to 23%. This is in contrast to the same age group in developed economies, where the score is static at 25%, and transitional economies which sees a marginal drop from 19% to 18%.

After an uplift in last year's report, the score for those aged 15 – 29 in developed economies has declined from 25% to 21% this year, returning it to the levels seen in 2013 and 2014.

Figure 9 Global participation in volunteering time, by age



Data represents one-year scores for each year from 2011 to 2015.

Each one-year score is derived from the average of all the countries.

Data relate to participation in volunteering time during one month prior to interview.

## 3 Continental comparisons

### 3.1 Continental World Giving Index scores

Figure 10 contrasts this year's World Giving Index score for each continent with the average score over the past five years. The purpose of the chart is to expose any long-term trends.

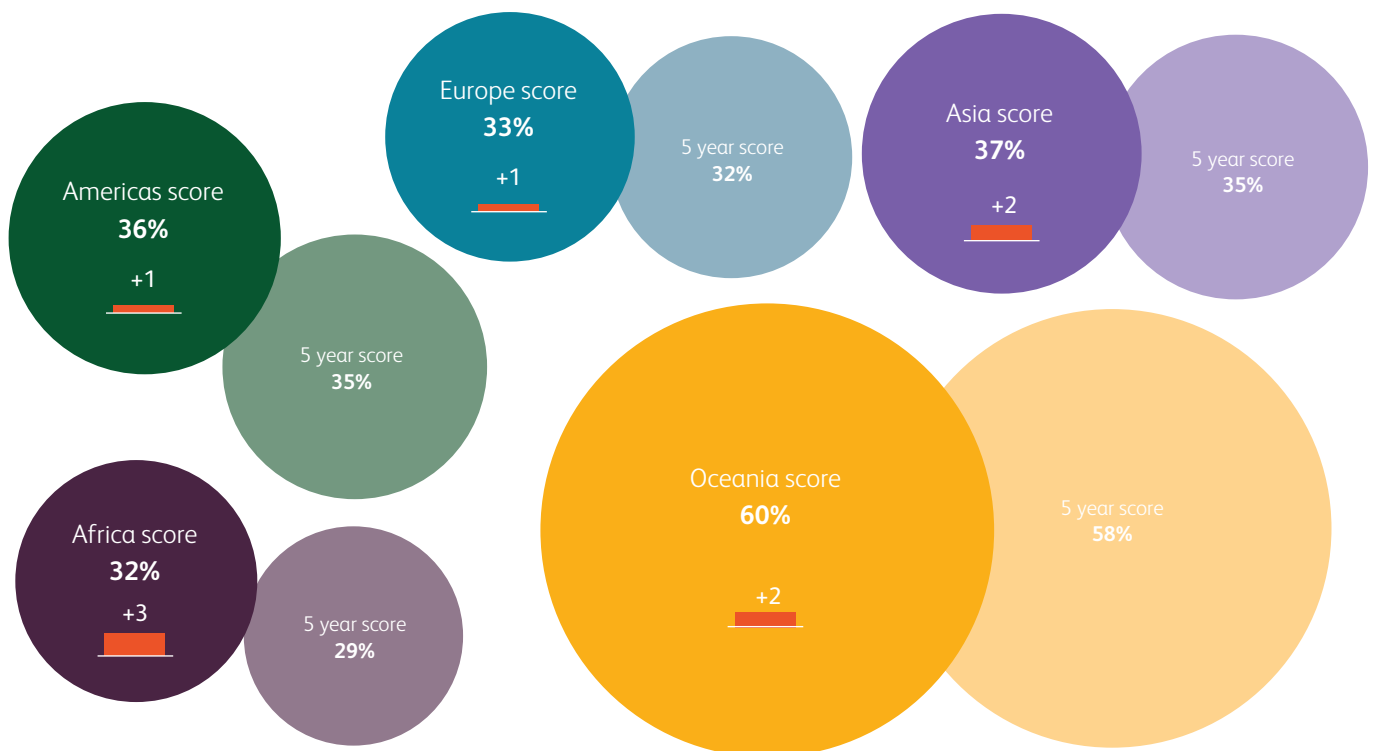
Unlike the previous few years where it had registered no difference in giving scores, Africa records a positive differential between its one-year and five-year World Giving Index scores. This year it is up three percentage points on the five year average, painting a positive picture of an increased giving environment.

Asia sees a two percentage point positive differential, which is in line with last year, where it saw a three percentage point differential, and indicates a continent which is continually improving its giving behaviours over time.

Europe's five-year average has risen slightly since last year, from 31% to 32% in this year's World Giving Index. However, its one-year score has declined slightly from 34% to 33%. The result of this is that the differential between the five-year average and one-year score is narrowing and now stands at only one percentage point, down from three percentage points last year.

Oceania remains the most generous continent by a considerable margin, maintaining both its five-year average and one-year score in 2016. Comprised solely of Australia and New Zealand, Oceania is a conflict-free, economically homogenous continent where barriers to giving will be lower than in many other countries.

Figure 10 Continental World Giving Index score and 5 year score



World Giving Index one-year score, calculated using countries surveyed in 2015 only.

World Giving Index five-year score: data represents average participation in countries surveyed in three or more different calendar years in the period 2011 to 2015.

Data relate to participation in giving behaviours during one month prior to interview.

### 3.2 Continental giving behaviour scores

Figure 11 explains how people of different continents are generous in different ways.

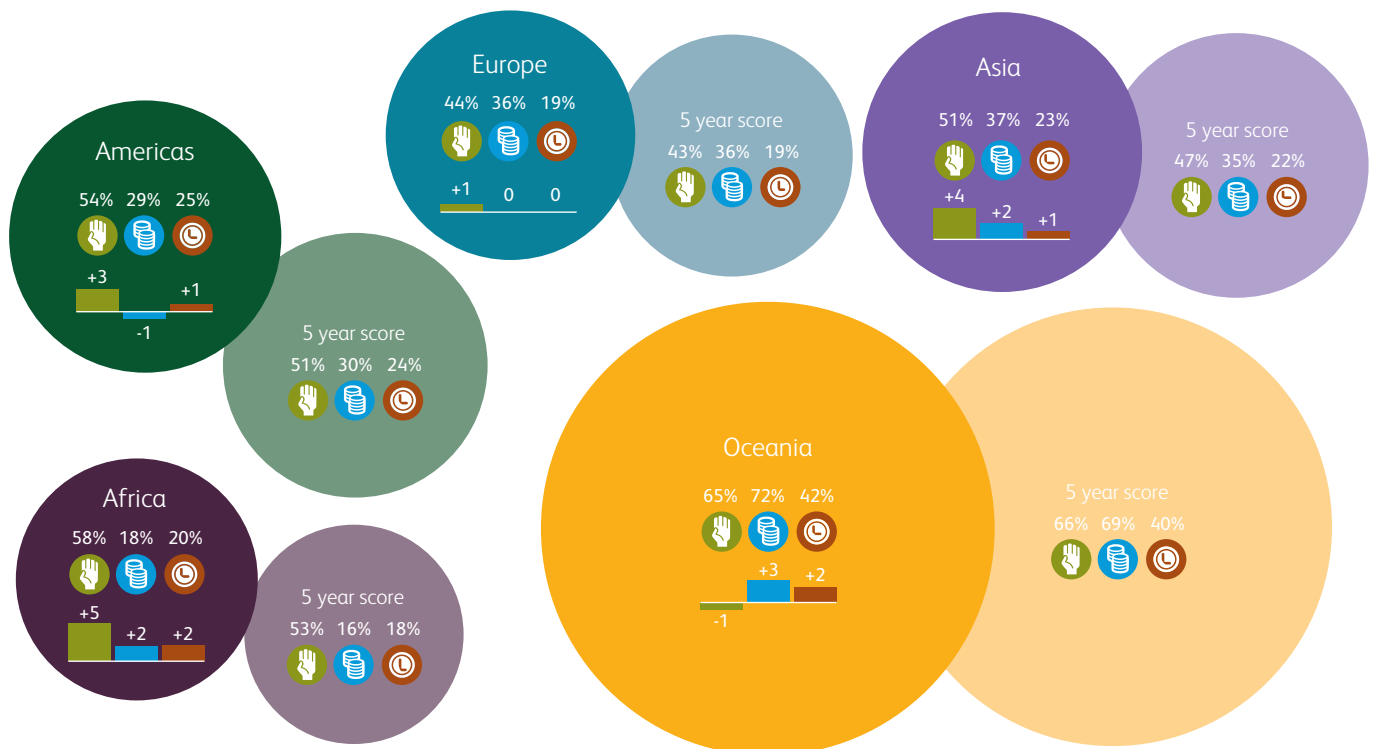
Across all continents, except Oceania, helping a stranger is the most common way of giving, and all except Oceania see one-year scores higher than their five-year averages – notably Africa, Asia and the Americas.

However, this year Africa also records positive differentials on all three behaviours measured, although most notably by helping a stranger, which sees a five percentage point positive differential.

In Oceania, donating money is the most common behaviour, with seven in ten people having given money in the last month – this is around double that reported in Europe and Asia, and four times more than in Africa. Oceania records the largest positive differential between the one-year and five-year average for donating money, suggesting that participation in this activity is increasing over time.

Last year all continents reported a positive differential between the current year and long term average for giving money, with the most notable differences being in Asia and Europe (both increasing by 5 percentage points). This year there is no such pattern, with the Americas recording a negative differential, with both its five-year score and one-year score having decreased slightly (from 31% to 30% and from 31% to 29% respectively).

Figure 11 Continental participation in donating money, volunteering time and helping a stranger, and 5 year participation



Participation one-year score: calculated using countries surveyed in 2015 only.

Participation five-year score: data represents average participation in countries surveyed in three or more different calendar years in the period 2011 to 2015.

Data relate to participation in giving behaviours during one month prior to interview.

## 4 *Most improved countries*

### 4.1 *Most improved for 2016*

Turkmenistan and Kosovo are the most improved countries both in terms of increase in overall score and ranking, which are both up by 56 places. These two countries saw significant drops in 2015 to their lowest ranking recorded, and the increase this year likely represents a return to a similar level of ranking that they had previously attained. In the latest rankings, Turkmenistan saw a significant increase of thirty-nine percentage points on volunteering time, while Kosovo saw an increase of twenty-five percentage points on helping a stranger and seventeen percentage points for donating money. These increases may also be down to the interviewing in these countries taking place during or shortly after the holy month of Ramadan, where giving to charity is encouraged, and is similar to what happened in other Muslim countries last year. Both Kosovo and Turkmenistan have large Muslim populations<sup>9</sup>.

Peru and Cameroon, in third and fifth place respectively of the most improved countries, are recovering from a dip in results in the previous year.

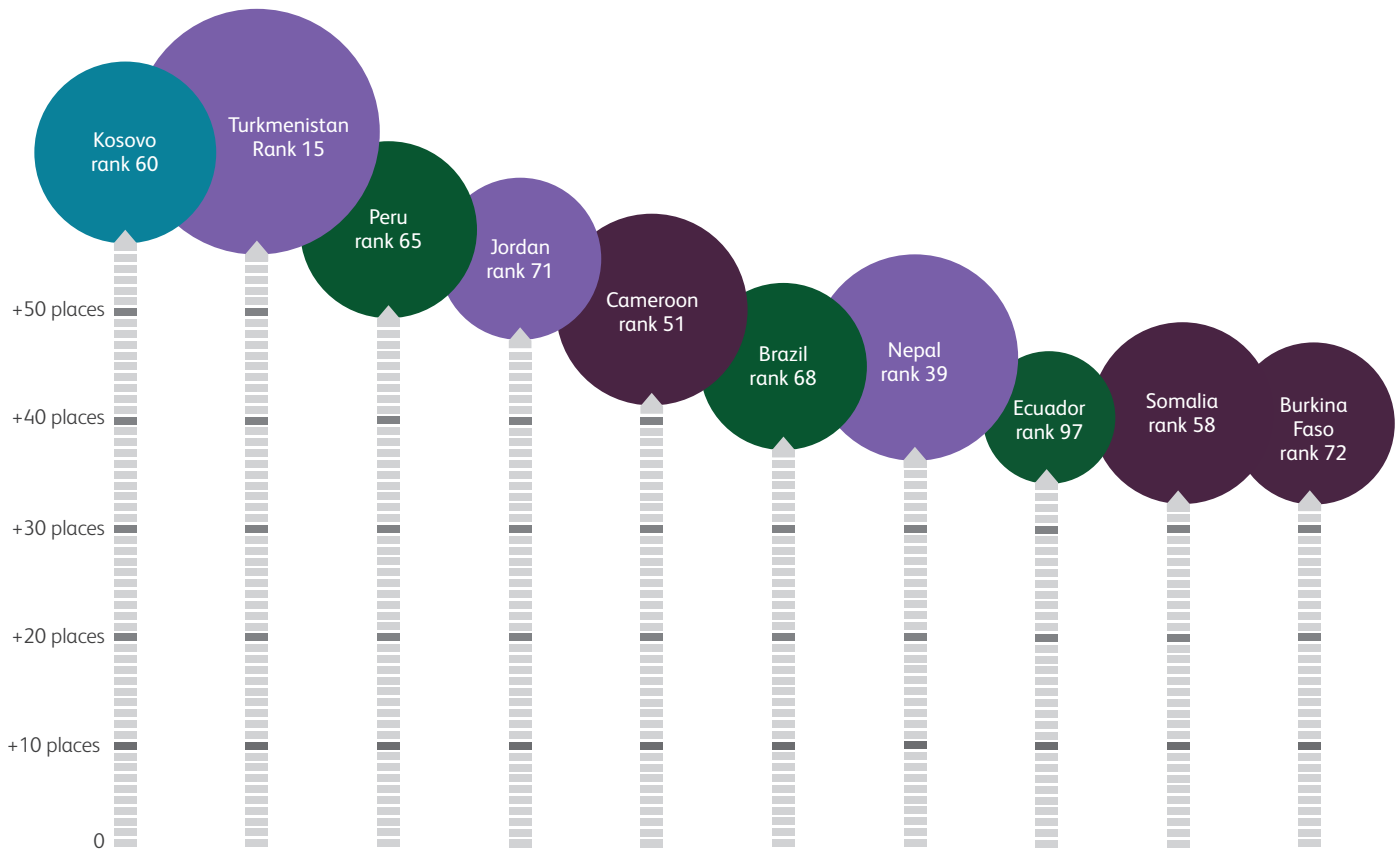
Nepal has risen through the ranks to achieve its highest ranking. There is a twelve percentage point increase in donating money, which is likely due in part to the Nepal earthquakes which happened in April and May 2015, around a month before the interviewing took place. This may also account for an eight percentage point increase in both helping a stranger and volunteering time for this country. This is a similar trend to countries where we have seen disasters previously and goes to show the generosity of people in times of adversity.

Jordan, Brazil and Burkina Faso have also achieved their highest ranking, with all three countries recording the greatest increases in their score for helping a stranger.

---

9 <https://www.cia.gov/library/publications/the-world-factbook/>

Figure 12 Countries with a 2016 score at least five percentage points higher than their 2015 score



Data represents one-year scores and rankings for countries surveyed in both 2014 and 2015.

Data relate to participation in giving behaviours during one month prior to interview.

#### 4.2 Most improved over time

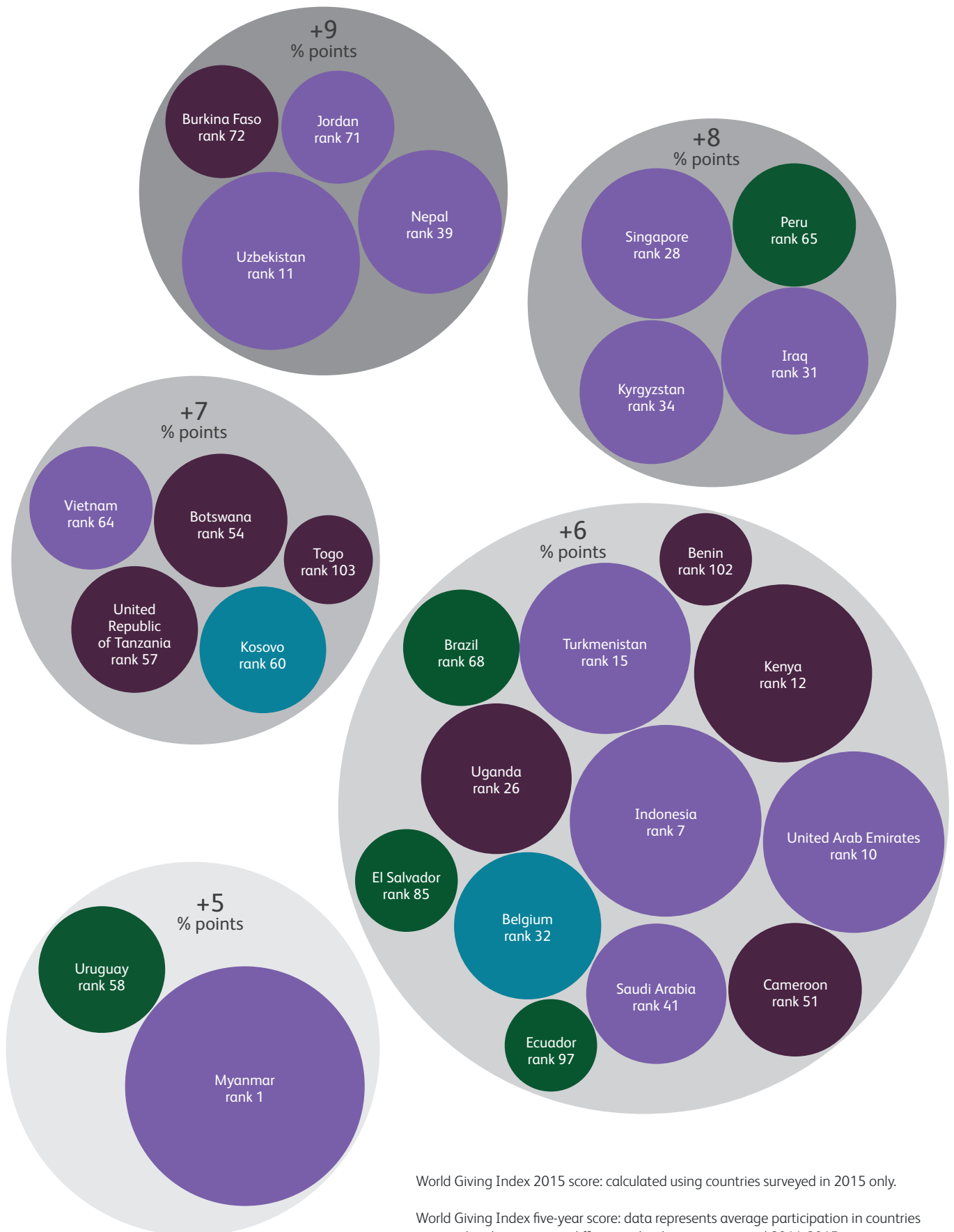
Moving from the year-on-year view, useful when exploring specific events during the survey year, a five-year picture shows the longer term trends.

Twenty seven countries have a 2016 World Giving Index score at least five percentage points higher than their average five-year score, which points to an increasingly positive giving environment (see Figure 13). Of these twenty seven, twenty two are developing economies, three are transitioning and one is developed (Kosovo is not classified as it is not recognised by the UN). Regionally, twelve are in Asia, two in Europe, eight in Africa, and five in the Americas.

Six of these countries were also among the most improved countries in last year's report<sup>10</sup> with many either sustaining or improving upon their overall World Giving Index performance this year and so ensuring a strong positive differential against the long term average.

10 Kyrgyzstan, Singapore, Iraq, Botswana, United Arab Emirates and Saudi Arabia (World Giving Index 2015, section 4)

Figure 13 Countries with a 2016 score at least five percentage points higher than average five year score



World Giving Index 2015 score: calculated using countries surveyed in 2015 only.

World Giving Index five-year score: data represents average participation in countries surveyed in three or more different calendar years in period 2011-2015..

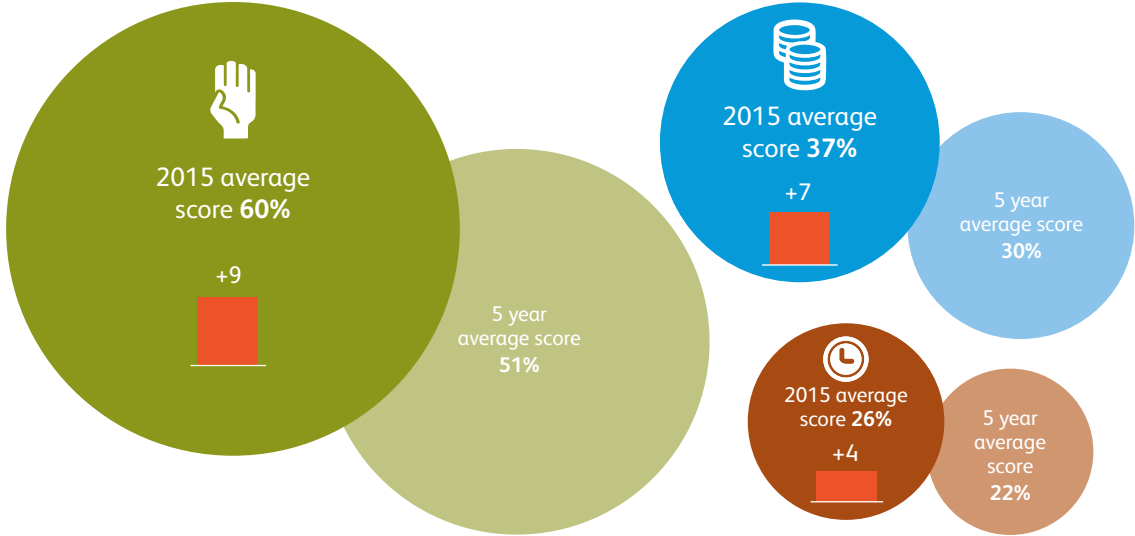
Data relate to participation in giving behaviours during one month prior to interview.



Across the twenty-seven most improved countries, compared to the average across the five years, helping a stranger is the activity that has seen the most improvement. Participation across these countries has increased by an average of nine percentage points. This is followed by the proportion who donated money in the previous month, with an average uplift across these countries of seven percentage points.

Although volunteering time has increased by the least, it has nonetheless increased by four percentage points.

Figure 14 Average 2015 vs. 5 year scores for the 27 most improved countries (%)







World Giving Index one-year score: calculated for countries surveyed in 2015 and which have seen the most improvement against their five-year score.

World Giving Index five-year score: data represents average participation in countries surveyed in three or more different calendar years in period 2011-2015.



Data relate to participation in giving behaviours during one month prior to interview.



# Appendices

## 1 Alphabetical CAF World Giving Index full table

Country	Region			Country	Region		
		Ranking	Score(%)			Ranking	Score(%)
Afghanistan	Southern Asia	78	32	Gabon	Middle Africa	89	29 ▲
Albania	Southern Europe	105	26 ▼	Georgia	Western Asia	120	23
Argentina	South America	83	30 ▲	Germany	Western Europe	21	47
Armenia	Western Asia	130	21	Ghana	Western Africa	77	33
Australia	Australia and New Zealand	3	60	Greece	Southern Europe	137	19
Austria	Western Europe	30	43 ▼	Guatemala	Central America	29	43 ▼
Azerbaijan	Western Asia	131	21	Guinea	Western Africa	69	34 ▲
Bangladesh	Southern Asia	94	28	Haiti	Caribbean	53	38
Belarus	Eastern Europe	100	27	Honduras	Central America	74	33 ▼
Belgium	Western Europe	32	43	Hungary	Eastern Europe	134	20
Benin	Western Africa	102	27 ▲	Iceland	Northern Europe	17	49
Bhutan	Southern Asia	18	49	India	Southern Asia	91	29 ▲
Bolivia	South America	70	33	Indonesia	South Eastern Asia	7	56 ▲
Bosnia and Herzegovina	Southern Europe	128	21 ▼	Iran	Southern Asia	45	41
Botswana	Southern Africa	54	38	Iraq	Western Asia	31	43
Brazil	South America	68	34 ▲	Ireland	Northern Europe	9	54
Bulgaria	Eastern Europe	129	21	Israel	Western Asia	43	41 ▲
Burkina Faso	Western Africa	72	33 ▲	Italy	Southern Europe	82	30
Cambodia	South Eastern Asia	98	27	Japan	Eastern Asia	114	24
Cameroon	Middle Africa	51	39 ▲	Jordan	Western Asia	71	33 ▲
Canada	North America	6	56 ▼	Kazakhstan	Central Asia	96	27 ▼
Chad	Middle Africa	111	24 ▲	Kenya	Eastern Africa	12	52
Chile	South America	55	38	Kosovo	Southern Europe	60	37 ▲
China	Eastern Asia	140	11	Kuwait	Western Asia	19	48
Colombia	South America	73	33	Kyrgyzstan	Central Asia	34	42 ▼
Congo	Middle Africa	85	30	Latvia	Northern Europe	113	24
Costa Rica	Central America	62	37 ▼	Lebanon	Western Asia	80	31 ▲
Cote d'Ivoire	Western Africa	104	26	Liberia	Western Africa	52	38 ▼
Croatia	Southern Europe	127	22 ▼	Lithuania	Northern Europe	124	22 ▲
Cyprus	Western Asia	35	42	Luxembourg	Western Europe	49	39 ▼
Czech Republic	Eastern Europe	121	23	Madagascar	Eastern Africa	132	20 ▼
Democratic Republic of Congo	Middle Africa	136	19	Malawi	Eastern Africa	38	42
Denmark	Northern Europe	20	47 ▲	Malaysia	South Eastern Asia	22	46 ▼
Dominican Republic	Caribbean	36	42	Mali	Western Africa	99	27 ▲
Ecuador	South America	97	27 ▲	Malta	Southern Europe	16	49
Egypt	Northern Africa	112	24	Mauritania	Western Africa	88	29 ▲
El Salvador	Central America	85	30 ▲	Mexico	Central America	107	26
Estonia	Northern Europe	118	23 ▼	Mongolia	Eastern Asia	27	44 ▲
Ethiopia	Eastern Africa	84	30 ▲	Montenegro	Southern Europe	133	20 ▼
Finland	Northern Europe	24	46	Morocco	Northern Africa	123	22
France	Western Europe	81	31	Mozambique	Eastern Africa	67	35
				Myanmar	South Eastern Asia	1	70 ▲
				Nepal	Southern Asia	39	42 ▲

## 1 Alphabetical CAF World Giving Index full table continued

Country	Region	 	
		Ranking	Score(%)
Netherlands	Western Europe	13	52 ▼
New Zealand	Australia and New Zealand	4	59
Nicaragua	Central America	76	33
Niger	Western Africa	115	24 ▲
Nigeria	Western Africa	56	38 ▼
Northern Cyprus	Western Asia	42	41
Norway	Northern Europe	14	50
Pakistan	Southern Asia	92	29
Palestinian Territory	Western Asia	139	17
Panama	Central America	33	43 ▲
Paraguay	South America	101	27 ▲
Peru	South America	65	36 ▲
Philippines	South Eastern Asia	47	40
Poland	Eastern Europe	109	25 ▼
Portugal	Southern Europe	90	29
Republic of Korea	Eastern Asia	75	33
Republic of Moldova	Eastern Europe	110	24
Romania	Eastern Europe	93	28
Russian Federation	Eastern Europe	126	22
Rwanda	Eastern Africa	116	23 ▲
Saudi Arabia	Western Asia	41	41
Senegal	Western Africa	95	28
Serbia	Southern Europe	135	20 ▼
Sierra Leone	Western Africa	46	40
Singapore	South Eastern Asia	28	44
Slovakia	Eastern Europe	124	22
Slovenia	Southern Europe	40	41
Somalia	Eastern Africa	58	37 ▲
South Africa	Southern Africa	61	37
South Sudan	Eastern Africa	48	39 ▲

Country	Region	 	
		Ranking	Score(%)
Spain	Southern Europe	79	32 ▼
Sri Lanka	Southern Asia	5	57
State of Libya	Northern Africa	44	41
Sweden	Northern Europe	25	45
Switzerland	Western Europe	23	46 ▲
Syria	Western Asia	66	36
Taiwan	Eastern Asia	50	39 ▼
Tajikistan	Central Asia	87	30
Thailand	South Eastern Asia	37	42 ▼
The Former Yugoslav Republic of Macedonia	Southern Europe	119	23 ▼
Togo	Western Africa	103	26 ▲
Tunisia	Northern Africa	122	23 ▲
Turkmenistan	Central Asia	15	50 ▲
Uganda	Eastern Africa	26	44 ▲
Ukraine	Eastern Europe	106	26
United Arab Emirates	Western Asia	10	53
United Kingdom	Northern Europe	8	54
United Republic of Tanzania	Eastern Africa	57	37 ▲
United States of America	North America	2	61
Uruguay	South America	58	37 ▲
Uzbekistan	Central Asia	11	52 ▲
Venezuela	South America	117	23
Vietnam	South Eastern Asia	64	36 ▲
Yemen	Western Asia	138	17
Zambia	Eastern Africa	63	36 ▼
Zimbabwe	Eastern Africa	108	25 ▼

Countries' scores indicate a rise or fall in score of 3 percentage points or more since the 2014 survey.

▲ Scores have increased by at least three percentage points.









▼ Scores have decreased by at least three percentage points.

Scores in plain text have seen a change of less than three percentage points either way, or were not surveyed in 2014.









Only includes countries surveyed in 2015.

World Giving Index scores are shown to the nearest whole number but the rankings are determined using two decimal points.









## 2 CAF World Giving Index full table

Country								
	Ranking	Score (%)	Ranking	Score (%)	Ranking	Score (%)	Ranking	Score (%)
Myanmar	1	70	27	63	1	91	2	55
United States of America	2	61	9	73	13	63	5	46
Australia	3	60	14	68	3	73	11	40
New Zealand	4	59	31	61	5	71	6	44
Sri Lanka	5	57	36	61	17	61	4	49
Canada	6	56	20	65	11	65	14	38
Indonesia	7	56	104	43	2	75	3	50
United Kingdom	8	54	33	61	7	69	22	33
Ireland	9	54	47	56	10	66	10	40
United Arab Emirates	10	53	5	75	14	63	61	21
Uzbekistan	11	52	16	67	16	62	40	27
Kenya	12	52	13	70	35	44	8	42
Netherlands	13	52	49	55	9	66	21	33
Norway	14	50	72	52	8	67	26	31
Turkmenistan	15	50	81	49	41	40	1	60
Malta	16	49	86	47	4	73	36	28
Iceland	17	49	73	52	6	70	45	26
Bhutan	18	49	74	52	22	56	13	39
Kuwait	19	48	3	78	30	48	83	17
Denmark	20	47	57	54	15	62	53	23
Germany	21	47	56	55	20	58	39	27
Malaysia	22	46	84	48	21	57	20	33
Switzerland	23	46	62	53	23	53	28	31
Finland	24	46	50	55	25	50	27	31
Sweden	25	45	43	59	18	61	98	15
Uganda	26	44	11	72	56	31	29	31
Mongolia	27	44	92	46	32	46	12	39
Singapore	28	44	79	50	19	58	54	23
Guatemala	29	43	29	62	52	32	16	36
Austria	30	43	70	52	26	50	42	26
Iraq	31	43	1	81	57	30	89	17
Belgium	32	43	59	54	33	46	37	28
Panama	33	43	37	60	45	35	23	32
Kyrgyzstan	34	42	54	55	36	43	33	29
Cyprus	35	42	67	53	28	49	46	25
Dominican Republic	36	42	22	64	74	25	15	37
Thailand	37	42	98	44	12	63	84	17
Malawi	38	42	6	74	103	18	24	32
Nepal	39	42	94	46	37	42	17	36
Slovenia	40	41	75	52	44	38	19	34
Saudi Arabia	41	41	10	73	46	35	96	15
Northern Cyprus	42	41	42	59	40	40	51	23
Israel	43	41	80	49	27	49	49	24
State of Libya	44	41	2	79	77	25	77	18
Iran	45	41	66	53	29	48	65	21
Sierra Leone	46	40	8	73	97	20	37	28
Philippines	47	40	52	55	88	21	7	42

## 2 CAF World Giving Index full table continued

Country								
	Ranking	Score (%)	Ranking	Score (%)	Ranking	Score (%)	Ranking	Score (%)
South Sudan	48	39	41	59	63	28	30	31
Luxembourg	49	39	126	35	24	51	25	31
Taiwan	50	39	45	58	38	42	82	17
Cameroon	51	39	18	67	70	26	48	24
Liberia	52	38	12	72	130	9	18	34
Haiti	53	38	105	42	31	47	44	26
Botswana	54	38	7	73	93	21	63	21
Chile	55	38	39	59	43	39	93	16
Nigeria	56	38	15	68	91	21	47	25
United Republic of Tanzania	57	37	23	64	49	33	94	15
Somalia	58	37	4	77	115	14	66	21
Uruguay	58	37	35	61	58	30	62	21
Kosovo	60	37	63	53	34	46	111	12
South Africa	61	37	19	65	107	18	35	28
Costa Rica	62	37	32	61	65	27	56	23
Zambia	63	36	17	67	111	17	50	24
Vietnam	64	36	55	55	48	34	75	19
Peru	65	36	38	60	90	21	41	26
Syria	66	36	30	62	69	26	69	20
Mozambique	67	35	65	53	84	23	31	30
Brazil	68	34	60	54	59	30	79	18
Guinea	69	34	26	64	106	18	68	20
Bolivia	70	33	53	55	78	24	64	21
Jordan	71	33	21	65	79	24	119	11
Burkina Faso	72	33	28	63	110	17	71	19
Colombia	73	33	43	59	89	21	72	19
Honduras	74	33	102	43	117	14	9	41
Republic of Korea	75	33	93	46	46	35	80	18
Nicaragua	76	33	107	42	51	32	51	23
Ghana	77	33	69	52	99	19	43	26
Afghanistan	78	32	51	55	71	26	100	15
Spain	79	32	85	48	55	31	85	17
Lebanon	80	31	108	42	42	39	123	10
France	81	31	116	37	75	25	32	29
Italy	82	30	101	43	50	32	95	15
Argentina	83	30	68	53	108	17	67	20
Ethiopia	84	30	97	45	64	27	78	18
Congo	85	30	25	64	124	11	97	15
El Salvador	85	30	77	50	122	11	34	28
Tajikistan	87	30	82	49	87	22	73	19
Mauritania	88	29	118	37	60	29	58	22
Gabon	89	29	24	64	120	12	112	12
Portugal	90	29	78	50	95	20	90	17
India	91	29	103	43	86	22	60	21
Pakistan	92	29	99	44	53	31	120	11
Romania	93	28	46	57	92	21	133	7
Bangladesh	94	28	47	56	116	14	102	14

## 2 CAF World Giving Index full table continued

Country								
	Ranking	Score (%)	Ranking	Score (%)	Ranking	Score (%)	Ranking	Score (%)
Senegal	95	28	34	61	132	9	108	13
Kazakhstan	96	27	115	38	54	31	105	14
Ecuador	97	27	88	47	102	18	91	16
Cambodia	98	27	139	25	39	42	99	15
Mali	99	27	40	59	126	11	122	10
Belarus	100	27	127	34	80	24	59	22
Paraguay	101	27	133	32	61	29	70	19
Benin	102	27	96	45	112	17	81	18
Togo	103	26	64	53	134	8	74	19
Cote d'Ivoire	104	26	58	54	109	17	131	7
Albania	105	26	95	46	85	22	114	11
Ukraine	106	26	119	36	68	26	92	16
Mexico	107	26	90	47	105	18	109	13
Zimbabwe	108	25	71	52	136	8	86	17
Poland	109	25	109	42	67	26	128	9
Republic of Moldova	110	24	117	37	98	20	88	17
Chad	111	24	83	48	118	14	116	11
Egypt	112	24	86	47	96	20	140	4
Latvia	113	24	131	33	62	28	121	11
Japan	114	24	138	25	83	23	55	23
Niger	115	24	91	47	127	10	101	14
Rwanda	116	23	120	36	100	19	104	14
Venezuela	117	23	113	40	114	15	106	13
Estonia	118	23	122	35	94	20	107	13
The Former Yugoslav Republic of Macedonia	119	23	125	35	66	26	132	7
Georgia	120	23	111	40	128	10	76	18
Czech Republic	121	23	134	31	82	23	103	14
Tunisia	122	23	76	51	137	6	118	11
Morocco	123	22	61	54	140	4	125	9
Lithuania	124	22	100	44	124	11	115	11
Slovakia	124	22	132	32	81	23	117	11
Russian Federation	126	22	121	35	104	18	113	12
Croatia	127	22	135	30	73	25	124	10
Bosnia and Herzegovina	128	21	123	35	76	25	139	4
Bulgaria	129	21	106	42	119	13	134	7
Armenia	130	21	89	47	129	9	136	6
Azerbaijan	131	21	130	33	121	12	87	17
Madagascar	132	20	137	28	123	11	57	22
Montenegro	133	20	124	35	101	18	130	8
Hungary	134	20	128	34	113	16	127	9
Serbia	135	20	136	28	72	25	137	5
Democratic Republic of Congo	136	19	114	38	135	8	110	12
Greece	137	19	112	40	131	9	129	8
Yemen	138	17	110	41	139	5	135	6
Palestinian Territories	139	17	129	34	133	8	126	9
China	140	11	140	24	138	6	138	4

### 3 Helping a stranger full table

Country	Ranking	Score(%)
Iraq	1	81
State of Libya	2	79
Kuwait	3	78 ▲
Somalia	4	77 ▲
United Arab Emirates	5	75 ▲
Malawi	6	74
Botswana	7	73 ▲
Sierra Leone	8	73 ▲
United States of America	9	73 ▼
Saudi Arabia	10	73
Uganda	11	72 ▲
Liberia	12	72 ▼
Kenya	13	70 ▼
Australia	14	68
Nigeria	15	68
Uzbekistan	16	67 ▲
Zambia	17	67
Cameroon	18	67 ▲
South Africa	19	65 ▼
Canada	20	65 ▼
Jordan	21	65 ▲
Dominican Republic	22	64
United Republic of Tanzania	23	64 ▲
Gabon	24	64 ▲
Congo	25	64
Guinea	26	64 ▲
Myanmar	27	63 ▲
Burkina Faso	28	63 ▲
Guatemala	29	62 ▼
Syria	30	62
New Zealand	31	61 ▼
Costa Rica	32	61 ▼
United Kingdom	33	61
Senegal	34	61
Uruguay	35	61 ▲
Sri Lanka	36	61
Panama	37	60 ▲
Peru	38	60 ▲
Chile	39	59 ▲
Mali	40	59 ▲
South Sudan	41	59
Northern Cyprus	42	59
Colombia	43	59 ▼
Sweden	43	59 ▲
Taiwan	45	58
Romania	46	57 ▲

Country	Ranking	Score(%)
Bangladesh	47	56 ▼
Ireland	47	56 ▼
Netherlands	49	55 ▼
Finland	50	55 ▼
Afghanistan	51	55 ▲
Philippines	52	55
Bolivia	53	55
Kyrgyzstan	54	55
Vietnam	55	55
Germany	56	55 ▼
Denmark	57	54
Cote d'Ivoire	58	54
Belgium	59	54
Brazil	60	54 ▲
Morocco	61	54
Switzerland	62	53
Kosovo	63	53 ▲
Togo	64	53 ▲
Mozambique	65	53
Iran	66	53
Cyprus	67	53 ▼
Argentina	68	53 ▲
Ghana	69	52 ▼
Austria	70	52 ▼
Zimbabwe	71	52
Norway	72	52 ▼
Iceland	73	52
Bhutan	74	52
Slovenia	75	52
Tunisia	76	51 ▲
El Salvador	77	50 ▲
Portugal	78	50
Singapore	79	50 ▲
Israel	80	49 ▲
Turkmenistan	81	49 ▲
Tajikistan	82	49 ▲
Chad	83	48 ▲
Malaysia	84	48 ▼
Spain	85	48 ▼
Egypt	86	47
Malta	86	47
Ecuador	88	47 ▲
Armenia	89	47 ▲
Mexico	90	47
Niger	91	47 ▲
Mongolia	92	46 ▲

### 3 Helping a stranger full table continued

Country	Ranking	Score(%)	
Republic of Korea	93	46	▼
Nepal	94	46	▲
Albania	95	46	▼
Benin	96	45	▲
Ethiopia	97	45	
Thailand	98	44	
Pakistan	99	44	▲
Lithuania	100	44	▲
Italy	101	43	▼
Honduras	102	43	▼
India	103	43	▲
Indonesia	104	43	▲
Haiti	105	42	
Bulgaria	106	42	▲
Nicaragua	107	42	▼
Lebanon	108	42	
Poland	109	42	▼
Yemen	110	41	▲
Georgia	111	40	
Greece	112	40	
Venezuela	113	40	
Democratic Republic of the Congo	114	38	▲
Kazakhstan	115	38	▼
France	116	37	

Country	Ranking	Score(%)	
Republic of Moldova	117	37	
Mauritania	118	37	▲
Ukraine	119	36	
Rwanda	120	36	▲
Russian Federation	121	35	▲
Estonia	122	35	▼
Bosnia and Herzegovina	123	35	▲
Montenegro	124	35	▲
The former Yugoslav Republic of Macedonia	125	35	▼
Luxembourg	126	35	▼
Belarus	127	34	
Hungary	128	34	
Palestinian Territory	129	34	
Azerbaijan	130	33	▼
Latvia	131	33	
Slovakia	132	32	
Paraguay	133	32	▲
Czech Republic	134	31	▲
Croatia	135	30	▼
Serbia	136	28	▲
Madagascar	137	28	▼
Japan	138	25	
Cambodia	139	25	
China	140	24	

Countries' scores indicate a rise or fall in score of 3 percentage points or more since the 2014 survey.

▲ Scores have increased by at least three percentage points.

▼ Scores have decreased by at least three percentage points.

Scores in plain text have seen a change of less than three percentage points either way, or were not surveyed in 2014.

Only includes countries surveyed in 2015.

World Giving Index scores are shown to the nearest whole number but the rankings are determined using two decimal points.



## 4 Donating money full table

Country	 Ranking	 Score(%)
Myanmar	1	91
Indonesia	2	75 ▲
Australia	3	73
Malta	4	73 ▼
New Zealand	5	71
Iceland	6	70 ▲
United Kingdom	7	69 ▼
Norway	8	67 ▲
Netherlands	9	66 ▼
Ireland	10	66
Canada	11	65
Thailand	12	63 ▼
United States of America	13	63
United Arab Emirates	14	63 ▲
Denmark	15	62 ▲
Uzbekistan	16	62 ▲
Sri Lanka	17	61
Sweden	18	61
Singapore	19	58
Germany	20	58 ▲
Malaysia	21	57
Bhutan	22	56
Switzerland	23	53 ▲
Luxembourg	24	51 ▼
Finland	25	50 ▲
Austria	26	50
Israel	27	49
Cyprus	28	49 ▲
Iran	29	48 ▼
Kuwait	30	48
Haiti	31	47
Mongolia	32	46
Belgium	33	46 ▲
Kosovo	34	46 ▲
Kenya	35	44 ▲
Kyrgyzstan	36	43 ▼
Nepal	37	42 ▲
Taiwan	38	42 ▼
Cambodia	39	42
Northern Cyprus	40	40
Turkmenistan	41	40 ▲
Lebanon	42	39 ▲
Chile	43	39 ▼
Slovenia	44	38 ▼
Panama	45	35
Saudi Arabia	46	35

Country	 Ranking	 Score(%)
Republic of Korea	46	35
Vietnam	48	34 ▲
United Republic of Tanzania	49	33 ▲
Italy	50	32
Nicaragua	51	32
Guatemala	52	32 ▼
Pakistan	53	31 ▼
Kazakhstan	54	31 ▼
Spain	55	31 ▼
Uganda	56	31 ▲
Iraq	57	30
Uruguay	58	30 ▲
Brazil	59	30 ▲
Mauritania	60	29 ▲
Paraguay	61	29
Latvia	62	28 ▼
South Sudan	63	28 ▲
Ethiopia	64	27 ▲
Costa Rica	65	27 ▼
The Former Yugoslav Republic of Macedonia	66	26 ▼
Poland	67	26 ▼
Ukraine	68	26 ▼
Syria	69	26 ▲
Cameroon	70	26 ▲
Afghanistan	71	26
Serbia	72	25 ▼
Croatia	73	25 ▼
Dominican Republic	74	25 ▼
France	75	25
Bosnia and Herzegovina	76	25 ▼
State of Libya	77	25 ▲
Bolivia	78	24 ▼
Jordan	79	24 ▲
Belarus	80	24 ▼
Slovakia	81	23
Czech Republic	82	23
Japan	83	23
Mozambique	84	23 ▲
Albania	85	22 ▼
India	86	22
Tajikistan	87	22
Philippines	88	21 ▼
Colombia	89	21
Peru	90	21 ▲
Nigeria	91	21 ▼

#### 4 Donating money full table continued

Country	 Ranking	 Score(%)
Romania	92	21 ▼
Botswana	93	21
Estonia	94	20
Portugal	95	20 ▼
Egypt	96	20 ▲
Sierra Leone	97	20
Republic of Moldova	98	20
Ghana	99	19 ▼
Rwanda	100	19 ▲
Montenegro	101	18 ▼
Ecuador	102	18 ▲
Malawi	103	18
Russian Federation	104	18 ▲
Mexico	105	18 ▼
Guinea	106	18
South Africa	107	18
Argentina	108	17
Cote d'Ivoire	109	17
Burkina Faso	110	17
Zambia	111	17
Benin	112	17 ▲
Hungary	113	16 ▼
Venezuela	114	15 ▲
Somalia	115	14
Bangladesh	116	14 ▲

Country	 Ranking	 Score(%)
Honduras	117	14 ▼
Chad	118	14 ▲
Bulgaria	119	13 ▼
Gabon	120	12
Azerbaijan	121	12
El Salvador	122	11 ▲
Madagascar	123	11
Congo	124	11
Lithuania	124	11
Mali	126	11
Niger	127	10
Georgia	128	10 ▲
Armenia	129	9
Liberia	130	9
Greece	131	9
Senegal	132	9 ▼
Palestinian Territories	133	8
Togo	134	8
Democratic Republic of Congo	135	8 ▼
Zimbabwe	136	8 ▼
Tunisia	137	6
China	138	6
Yemen	139	5
Morocco	140	4

Countries' scores indicate a rise or fall in score of 3 percentage points or more since the 2014 survey.

▲ Scores have increased by at least three percentage points.

▼ Scores have decreased by at least three percentage points.

Scores in plain text have seen a change of less than three percentage points either way, or were not surveyed in 2014.

Only includes countries surveyed in 2015.

World Giving Index scores are shown to the nearest whole number but the rankings are determined using two decimal points.

## 5 Volunteering time full table

Country	Ranking	Score(%)	Country	Ranking	Score(%)
Turkmenistan	1	60 ▲	Nigeria	47	25 ▼
Myanmar	2	55 ▲	Cameroon	48	24 ▲
Indonesia	3	50 ▲	Israel	49	24 ▲
Sri Lanka	4	49	Zambia	50	24 ▼
United States of America	5	46	Nicaragua	51	23 ▲
New Zealand	6	44	Northern Cyprus	51	23
Philippines	7	42	Denmark	53	23
Kenya	8	42	Singapore	54	23 ▼
Honduras	9	41 ▲	Japan	55	23 ▼
Ireland	10	40	Costa Rica	56	23 ▼
Australia	11	40	Madagascar	57	22 ▼
Mongolia	12	39 ▲	Mauritania	58	22
Bhutan	13	39	Belarus	59	22 ▲
Canada	14	38 ▼	India	60	21 ▲
Dominican Republic	15	37	United Arab Emirates	61	21
Guatemala	16	36 ▼	Uruguay	62	21 ▲
Nepal	17	36 ▲	Botswana	63	21 ▼
Liberia	18	34 ▼	Bolivia	64	21
Slovenia	19	34	Iran	65	21 ▼
Malaysia	20	33 ▼	Somalia	66	21 ▲
Netherlands	21	33 ▼	Argentina	67	20 ▲
United Kingdom	22	33	Guinea	68	20
Panama	23	32	Syria	69	20
Malawi	24	32	Paraguay	70	19 ▲
Luxembourg	25	31	Burkina Faso	71	19 ▲
Norway	26	31	Colombia	72	19
Finland	27	31	Tajikistan	73	19 ▼
Switzerland	28	31 ▲	Togo	74	19 ▲
Uganda	29	31 ▲	Vietnam	75	19 ▲
South Sudan	30	31 ▲	Georgia	76	18
Mozambique	31	30	State of Libya	77	18
France	32	29	Ethiopia	78	18 ▲
Kyrgyzstan	33	29 ▼	Brazil	79	18 ▲
El Salvador	34	28 ▲	Republic of Korea	80	18 ▼
South Africa	35	28	Benin	81	18 ▲
Malta	36	28	Taiwan	82	17
Belgium	37	28	Kuwait	83	17
Sierra Leone	37	28	Thailand	84	17 ▲
Germany	39	27 ▼	Spain	85	17 ▼
Uzbekistan	40	27 ▼	Zimbabwe	86	17 ▼
Peru	41	26 ▲	Azerbaijan	87	17 ▼
Austria	42	26 ▼	Republic of Moldova	88	17
Ghana	43	26	Iraq	89	17
Haiti	44	26	Portugal	90	17
Iceland	45	26	Ecuador	91	16 ▲
Cyprus	46	25	Ukraine	92	16 ▲

## 5 Volunteering time full table continued

Country	Ranking	Score(%)
Chile	93	16
United Republic of Tanzania	94	15
Italy	95	15
Saudi Arabia	96	15
Congo	97	15
Sweden	98	15
Cambodia	99	15 ▲
Afghanistan	100	15 ▲
Niger	101	14 ▲
Bangladesh	102	14 ▲
Czech Republic	103	14
Rwanda	104	14
Kazakhstan	105	14 ▼
Venezuela	106	13
Estonia	107	13 ▼
Senegal	108	13
Mexico	109	13 ▼
Democratic Republic of Congo	110	12
Kosovo	111	12
Gabon	112	12
Russian Federation	113	12 ▼
Albania	114	11
Lithuania	115	11
Chad	116	11
Slovakia	117	11

Country	Ranking	Score(%)
Tunisia	118	11 ▲
Jordan	119	11 ▲
Pakistan	120	11
Latvia	121	11
Mali	122	10 ▲
Lebanon	123	10
Croatia	124	10 ▼
Morocco	125	9 ▲
Palestinian Territories	126	9
Hungary	127	9
Poland	128	9 ▼
Greece	129	8
Montenegro	130	8
Cote d'Ivoire	131	7
The Former Yugoslav Republic of Macedonia	132	7
Romania	133	7
Bulgaria	134	7
Yemen	135	6 ▲
Armenia	136	6
Serbia	137	5
China	138	4
Bosnia and Herzegovina	139	4 ▼
Egypt	140	4

Countries' scores indicate a rise or fall in score of 3 percentage points or more since the 2014 survey.

▲ Scores have increased by at least three percentage points.

▼ Scores have decreased by at least three percentage points.

Scores in plain text have seen a change of less than three percentage points either way, or were not surveyed in 2014.

Only includes countries surveyed in 2015.

World Giving Index scores are shown to the nearest whole number but the rankings are determined using two decimal points.

## 6 Methodology

This report is primarily based upon data from Gallup's World View World Poll,<sup>1</sup> which is an ongoing research project carried out in more than 140 countries in 2015 that together represent around 96% of the world's population (around 5.1 billion people).<sup>2</sup> The survey asks questions on many different aspects of life today including giving behaviour. The countries surveyed and questions asked in each region varies from year to year and is determined by Gallup. More detail on Gallup's methodology can be viewed online.<sup>3</sup>

In most countries surveyed, 1,000 questionnaires are completed by a representative sample of individuals living across the country. The coverage area is the entire country including rural areas. The sampling frame represents the entire civilian, non-institutionalised, aged 15 and older population of the entire country. In some bigger countries, larger samples are collected (e.g. 4,265 interviews in China; 2,000 in Russia), while in a small number of countries, the poll covers 500 to 1,000 people but still features a representative sample. The survey is not conducted in a limited number of instances including where the safety of interviewing staff is threatened, scarcely populated islands in some countries, and areas that interviewers can reach only by foot, animal or small boat. In all, more than 148,000 people were interviewed by Gallup in 2015 and samples are probability-based. Surveys are carried out by telephone or face-to-face depending on the country's telephone coverage.

There is of course a margin of error (the amount of random sampling error) in the results for each country, which is calculated by Gallup around a proportion at the 95% confidence level (the level of confidence that the results are a true reflection of the whole population). The maximum margin of error is calculated assuming a reported percentage of 50% and takes into account the design effect.

### *Calculation of CAF World Giving Index ranking*

The percentages shown in the Index and within this publication are all rounded to the nearest whole number or to one decimal place. In reality though, for the analysis by CAF, the percentage scores are to two decimal places.

Due to rounding therefore, there are some occasions in the ranking of countries where two or more countries appear to have the same percentage, but are not placed equally. This is because there is a small amount of difference in the numbers to two decimal places. This also affects the calculation of percentage point change across years, which is based on the actual figure to decimal places, rather than the rounded number displayed.

---

1 Gallup's website: <http://www.gallup.com/services/170945/world-poll.aspx>

2 World Population Prospects, the 2015 Revision, United Nations Department of Economic and Social Affairs: <http://esa.un.org/wpp/> - The United Nations report a world population of 5.43 billion in 2015, for those aged 15 +

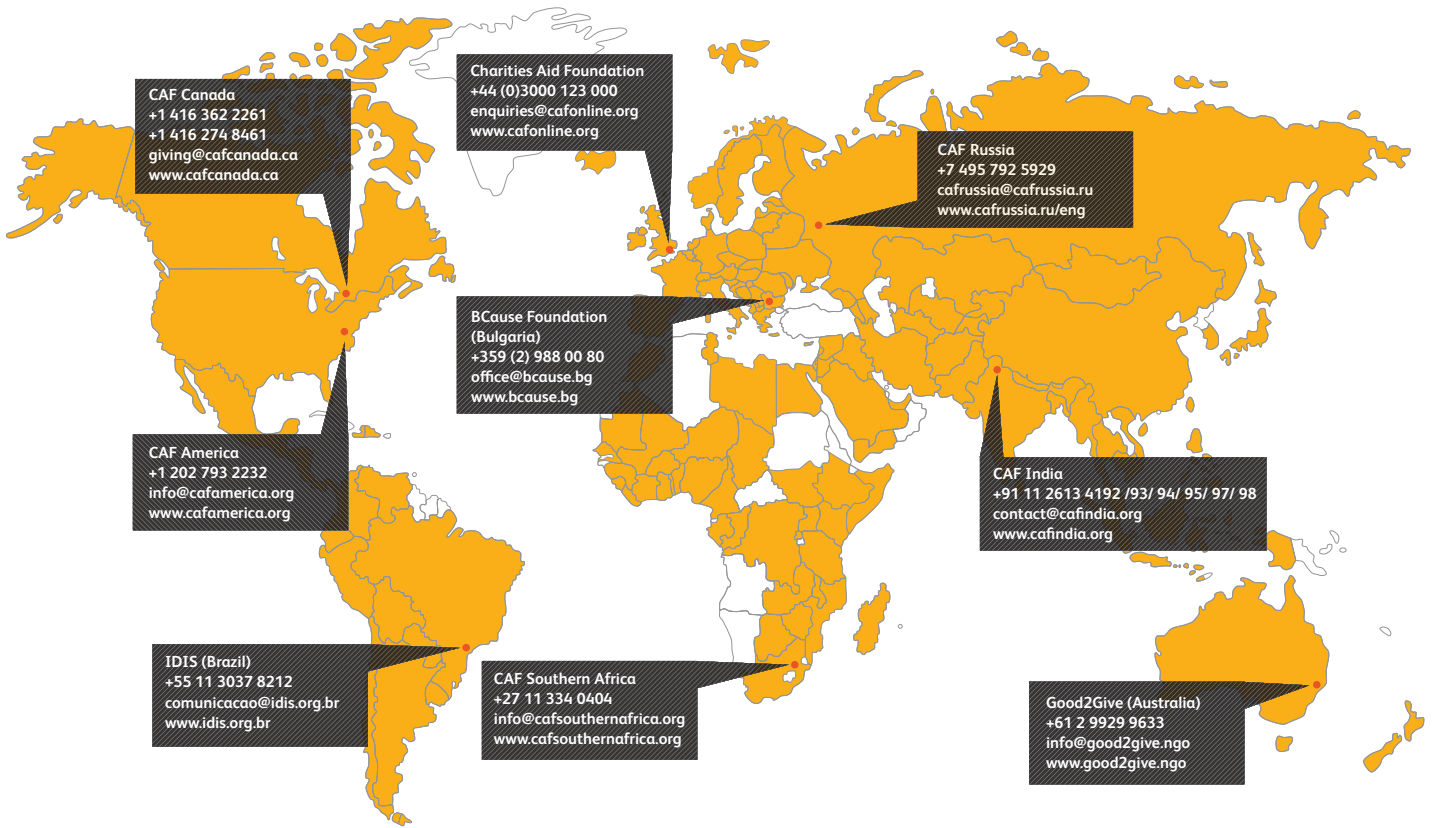
3 Gallup World Poll Methodology: <http://www.gallup.com/poll/105226/world-poll-methodology.aspx> Details of each country's dataset available: <http://www.gallup.com/services/177797/country-data-set-details.aspx>

# World Giving Index 2016

## 7 Surveyed countries



Afghanistan	Colombia	Haiti	Malaysia	Portugal	The Former
Albania	Congo	Honduras	Mali	Republic of Korea	Yugoslav Republic
Argentina	Costa Rica	Hungary	Malta	Republic of Moldova	of Macedonia
Armenia	Cote d'Ivoire	Iceland	Mauritania	Romania	Togo
Australia	Croatia	India	Mexico	Russian Federation	Tunisia
Austria	Cyprus	Indonesia	Mongolia	Rwanda	Turkmenistan
Azerbaijan	Czech Republic	Iran	Montenegro	Saudi Arabia	Uganda
Bangladesh	Democratic	Iraq	Morocco	Senegal	Ukraine
Belarus	Republic of Congo	Ireland	Mozambique	Serbia	United Arab
Belgium	Denmark	Israel	Myanmar	Sierra Leone	Emirates
Benin	Dominican Republic	Italy	Nepal	Singapore	United Kingdom
Bhutan	Ecuador	Japan	Netherlands	Slovakia	United Republic
Bolivia	Egypt	Jordan	New Zealand	Slovenia	of Tanzania
Bosnia and	El Salvador	Kazakhstan	Nicaragua	Somalia	United States
Herzegovina	Estonia	Kenya	Niger	South Africa	of America
Botswana	Ethiopia	Kosovo	Nigeria	South Sudan	Uruguay
Brazil	Finland	Kuwait	Northern Cyprus	Spain	Uzbekistan
Bulgaria	France	Kyrgyzstan	Norway	Sri Lanka	Venezuela
Burkina Faso	Gabon	Latvia	Pakistan	State of Libya	Vietnam
Cambodia	Georgia	Lebanon	Palestinian Territory	Sweden	Yemen
Cameroon	Germany	Liberia	Panama	Switzerland	Zambia
Canada	Ghana	Lithuania	Paraguay	Syria	Zimbabwe
Chad	Greece	Luxembourg	Peru	Taiwan	
Chile	Guatemala	Madagascar	Philippines	Tajikistan	
China	Guinea	Malawi	Poland	Thailand	





*CAF is a charity working to make giving  
more effective and charities more successful.  
Across the world our experience and expertise  
makes giving more beneficial for everyone.*

**[www.cafonline.org](http://www.cafonline.org)**

*Registered charity number 268369*

**CAF** Charities Aid  
Foundation