



# CAF WORLD GIVING INDEX 2018

A global view of  
giving trends

October 2018



# CONTENTS

Foreword	4
About this report	5
Key findings	6
Laying the Groundwork for Growing Giving	7
CAF World Giving Index 2018 map	8/9
<b>1 Global view</b>	
1.1 The CAF World Giving Index Top 20	10
1.2 Global trends across behaviours	13
<b>2 Three giving behaviours</b>	
2.1 Helping a stranger	
2.1.1 Top 10 countries for helping a stranger, by participation and population	15
2.1.2 Helping a stranger and gender	16
2.1.3 Helping a stranger and age	17
2.2 Donating money to a charity	
2.2.1 Top 10 countries for donating money, by participation and population	18
2.2.2 Donating money and gender	19
2.2.3 Donating money and age	20
2.3 Volunteering time	
2.3.1 Top 10 countries for volunteering time, by participation and population	21
2.3.2 Volunteering time and gender	22
2.3.3 Volunteering time and age	23
<b>3 Continental comparisons</b>	
3.1 Continental CAF World Giving Index scores	25
3.2 Continental giving behaviour scores	26
<b>4 Most improved countries</b>	
4.1 Most improved for 2018	27
4.2 Most improved over time	28
<b>Appendices</b>	
1 Alphabetical CAF World Giving Index full table	30
2 CAF World Giving Index full table	32
3 Helping a stranger full table	35
4 Donating money full table	37
5 Volunteering time full table	39
6 Methodology	41
7 Surveyed countries	42

Copyright © Charities Aid Foundation 2018

All rights reserved. No part of this publication may be reproduced, stored in a retrieval system, or transmitted in any form or by any means, including electronic, mechanical, photocopying, recording or otherwise, without the prior written permission of the copyright owner.

# FOREWORD

---

The CAF World Giving Index gives a unique insight into trends in generosity across the globe. It is the starting point for conversations around the world about how we nurture and grow people's natural desire to help others and come together to build a better society, wherever we are.

This year's Index shows a welcome reversal of the decline in giving which we saw across the industrialised world in 2016. And it confirms the trend towards growing levels of giving across Africa, as continents come closer together in our shared wish to support those around us.

The levels of generosity we see in countries is truly humbling, particularly when it shows huge support for others in countries which have suffered years of conflict, war or instability. That really demonstrates our shared human values shining through.

We have produced the CAF World Giving Index over the past nine years because it is very difficult otherwise to gain insight into the levels of giving in different countries, and because of its power to stimulate debate about how to unleash the enormous potential power of giving to transform lives and communities around the world.

This year it is heartening that millions more people helped others and volunteered their time. The global fall in the numbers giving money is a concern, however, as the cumulative effect of the money people give can have an amazing effect.

Some countries do show some sharp declines in levels of giving, and we will have to look carefully to analyse the possible reasons and determine whether we are seeing short term volatility in the data or the start of a longer term trend.

As always, what is important is to take the long view, look beyond the annual peaks and troughs and work towards the upward trend in giving which can make such a difference to the lives of us all.



Sir John Low  
Chief Executive  
Charities Aid Foundation

# ABOUT THIS REPORT

---

## Background

The aim of the CAF World Giving Index is to provide insight into the scope and nature of giving around the world. In order to ensure that giving is understood in its various forms, the report looks at three aspects of giving behaviour. The questions that lie at the heart of the report are:

### Have you done any of the following in the past month?



Helped a stranger, or someone you didn't know who needed help?



Donated money to a charity?



Volunteered your time to an organisation?

Fieldwork is conducted by the market research firm, Gallup,<sup>1</sup> as part of its World Poll initiative<sup>2</sup>

## CAF World Giving Index 2018

This ninth edition of the CAF World Giving Index presents giving data from across the globe over a five year period (2013-2017). The CAF World Giving Index 2018 includes data from 146 countries that was collected throughout 2017. A full explanation of the methodology used is included in the appendices.

## CAF World Giving Index ranking and scores

The method used to calculate CAF World Giving Index scores remains identical to previous years. In order to establish a rounded measure of giving behaviour across the world, the CAF World Giving Index relies on a simple averaging of the responses from the three key questions asked in each country. Each country is given a percentage score and countries are ranked on the basis of these scores.

## About us

Charities Aid Foundation (CAF) is a leading international charity registered in the United Kingdom, with nine offices covering six continents. We exist to make giving go further, so together we can transform more lives and communities around the world. We are a champion for better giving, and for over 90 years we've been helping donors, companies, charities and social organisations make a bigger impact.

We are CAF and we make giving count.

---

<sup>1</sup> Gallup website: [www.gallup.com/home.aspx](http://www.gallup.com/home.aspx)

<sup>2</sup> Gallup World Poll website: [www.gallup.com/services/170945/world-poll.aspx](http://www.gallup.com/services/170945/world-poll.aspx)

# KEY FINDINGS

---

## Indonesia tops the CAF World Giving Index for the first time

Whilst Indonesia's three individual giving scores are largely unchanged since last year when the country came in second place, it now moves into the top spot vacated by Myanmar, which has dropped down to ninth place after four years at number one on the Index.

## Significantly more people across the globe reported helping a stranger and volunteering time in 2017, whilst the proportion who donated money has declined for the second year in a row.

The proportion of people across the world who donated money in 2017 – when the research for this year's report was conducted – is still at its lowest level since 2013. Donating money has increased amongst those from developed nations (from 40% to 42%), but has declined amongst developing countries (from 25% to 24%). It has also declined amongst the older age groups who have historically been the most likely to give in this way.

## Scores of the top 20 Western countries bounce back

Last year, we reported that every Western country in the top 20 had a lower CAF World Giving Index score. This decline has now been largely reversed with most of those same countries now more in line with earlier Index scores pre 2016. When taken as a group, developed countries have seen an improvement across all three scores, but particularly in terms of donating money and helping a stranger.

## The giving gap between continents has narrowed in recent years

An upward trend for Africa coupled with a slight decrease for the Americas and a fairly flat trend elsewhere has led to a narrowing of the giving gap between the continents. Excluding Oceania (which in our survey is made up of only Australia and New Zealand) the gap between the lowest scoring continent, Africa, and the second highest scoring continent, Asia, has narrowed to just one percentage point. This compares to six percentage points five years ago.

# LAYING THE GROUNDWORK FOR GROWING GIVING

The CAF World Giving Index offers a unique glimpse of global trends in generosity. It enables us to provide answers to questions about where people are most likely to engage in pro social activities and to champion the growth of growing giving. However, it does not tell us what factors are driving the growth in generosity, nor does it highlight the barriers which need to be removed to unleash it, nor does it aim to.

In 2017, CAF launched a new initiative, The Groundwork for Growing Giving campaign which seeks to highlight the potential for fast growing emerging economies to drive a golden age of generosity and deliver a sustainable development which works for all. Learning from the message of the CAF World Giving Index, the campaign seeks to create an inclusive culture of generosity and envisions a world where everyone gives. With as many as 2.4 billion people set to join the world's middle classes by 2030, it is crucial that we ensure that the groundwork is put in place to support and encourage a mass engagement in giving.<sup>3</sup> We estimate that if the world's middle classes were to give just 0.5% of their spending – less than the average UK household gives and about the same as people in the Republic of Korea – that could amount to \$319 billion in resources for civil society organisations annually in 2030<sup>4</sup>.

To achieve this, we are calling for governments to:

- make sure that civil society organisations are **regulated in a fair, consistent and open way**
- **make it easy for people to give** and offer incentives for giving where possible
- **promote civil society** as an independent voice in public life and **respect the right** of not-for-profit organisations to speak out on important issues.

International funders to:

- provide **funding for organisations which provide support to donors and civil society organisations** to build infrastructure that can continue to generate funds for civil society even after aid ends
- **fund local organisations directly** to improve the accountability and efficiency of aid
- recognise the importance of **helping grantees to build sustainable domestic support** and fund accordingly.

Civil society organisations to:

- **ensure good governance and be honest about impact** to build public trust in civil society organisations
- meaningfully **engage local communities in decision making** so civil society becomes locally owned
- recognise and **build on traditional forms of giving** to create organisations and a culture of giving which works to the strengths of the local context.

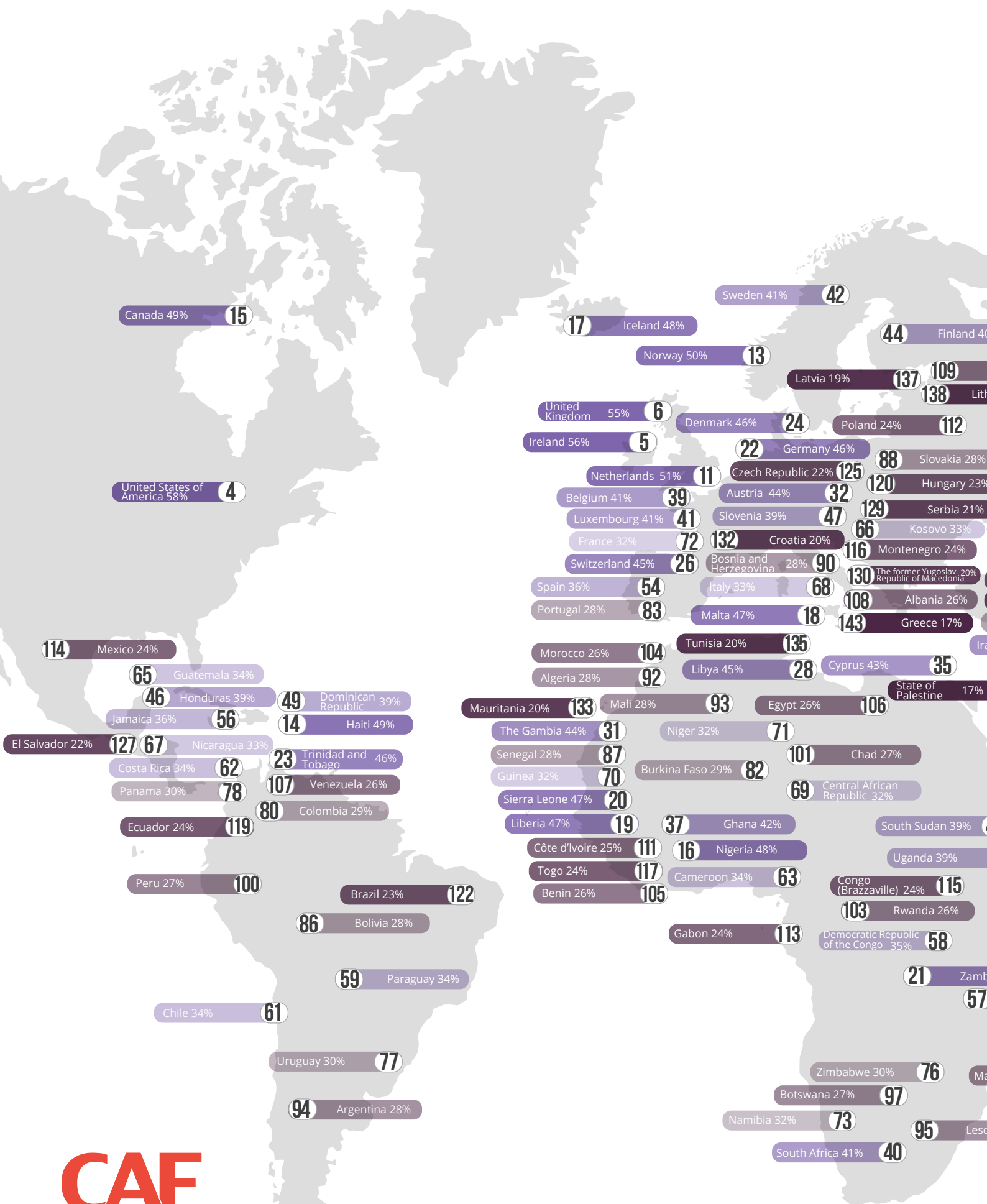
To find out more about the Groundwork for Growing Giving campaign and to find out how you can support it, please visit [www.cafonline.org/about-us/caf-campaigns/campaigning-for-a-giving-world/groundwork-for-growing-giving](http://www.cafonline.org/about-us/caf-campaigns/campaigning-for-a-giving-world/groundwork-for-growing-giving).

---

<sup>3</sup> Kharas, H. (2017) The unprecedented expansion of the global middle class: an update. Brookings Institute.

<sup>4</sup> [www.cafonline.org/about-us/caf-campaigns/campaigning-for-a-giving-world/groundwork-for-growing-giving](http://www.cafonline.org/about-us/caf-campaigns/campaigning-for-a-giving-world/groundwork-for-growing-giving)

# CAF World Giving Index 2018 map





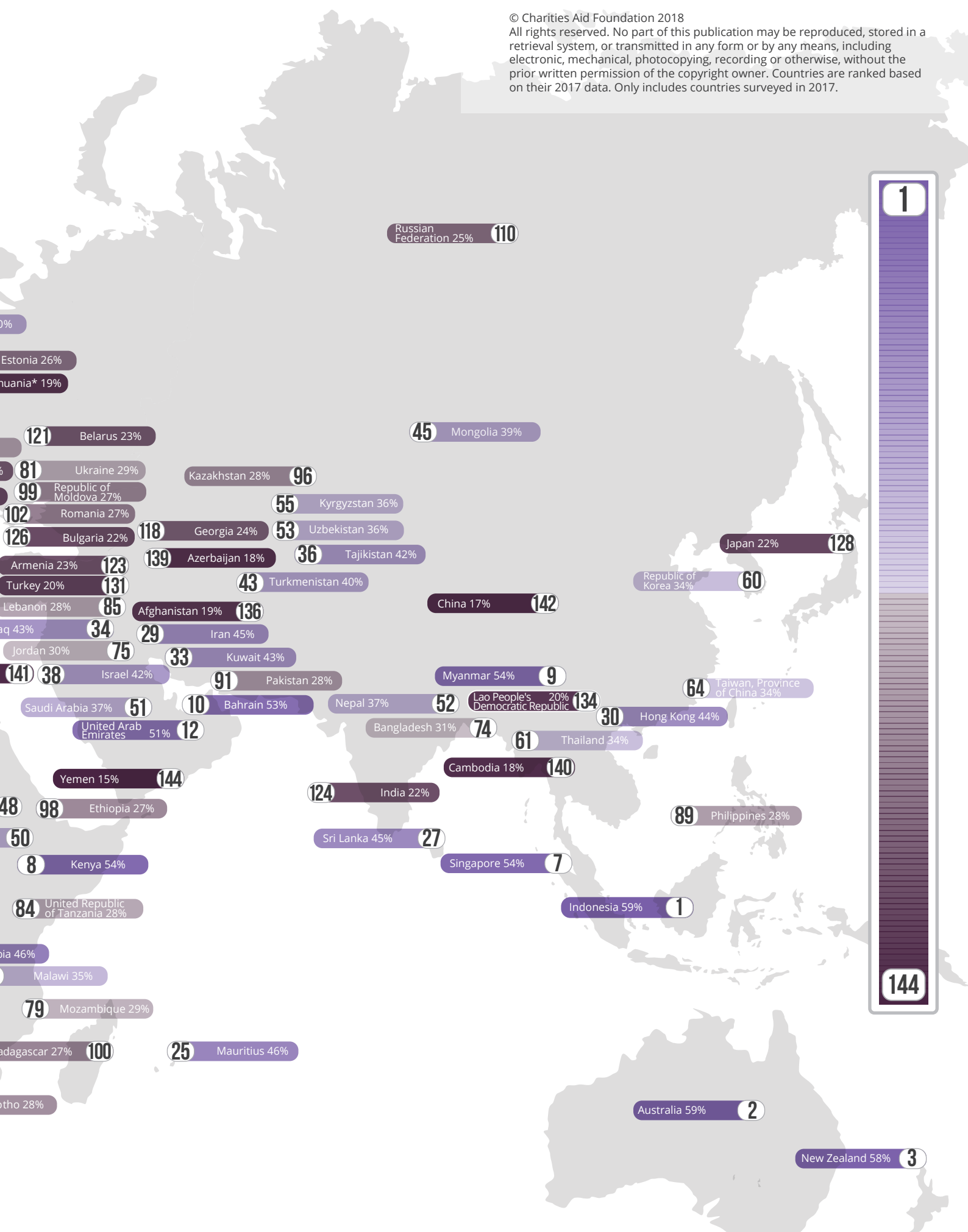
# Country rank based on CAF World Giving Index score.

(%) CAF World Giving Index score (calculated as a combined average of the proportion of people who reported one or more of the following in the month prior to interview: helping a stranger, donating money and volunteering time).

The CAF World Giving Index map is not to scale and country names are indicative of position only.

© Charities Aid Foundation 2018

All rights reserved. No part of this publication may be reproduced, stored in a retrieval system, or transmitted in any form or by any means, including electronic, mechanical, photocopying, recording or otherwise, without the prior written permission of the copyright owner. Countries are ranked based on their 2017 data. Only includes countries surveyed in 2017.



# 1 GLOBAL VIEW

---

## 1.1 The CAF World Giving Index Top 20

For the first time, Indonesia<sup>5</sup> tops the CAF World Giving Index. Having come in second place in 2017, Indonesia's three individual giving scores are largely unchanged. However, space has been made at the top by Myanmar which drops to ninth place in this year's rankings, having previously held the top spot since 2014.

All three of Myanmar's scores decreased since last year (donating money is down from 91% to 88%, helping a stranger is down from 53% to 40% and volunteering time is down by the largest amount, from 51% to 34%).

The scores for helping a stranger and volunteering are the lowest ever recorded for Myanmar by the CAF World Giving Index. After the Rohingya crisis reached its peak during 2017, it is hard not to conclude that the country's troubles have contributed to Myanmar's people being less willing or less able to give in these ways. Proving more resilient is the country's willingness to donate money, believed to be largely driven by the country's huge following of Theravada Buddhism which requires donating to support those living a monastic lifestyle.

Australia and New Zealand make up the other countries in this year's top three with only around a half a percentage point between them. They are followed very closely by the USA which has moved up one place since 2016.

Two countries making their debut in the top 20 this year, Singapore and Haiti, are also two of this year's most improved countries, Singapore having ranked as low as 64th place just five years ago. Within Singapore, this has been driven by increases in volunteering and helping a stranger, which may be a result of a number of schemes to increase volunteering over recent years in the country.

Returning to the top 20 this year are Nigeria, which had previously reached 20th place in 2013, and Bahrain, which has not been included in the CAF World Giving Index since 2015.

Leaving the top 20 this year are Iran, which falls from 17th to 29th place; Zambia, which slips from 18th place to 21st; Germany, also slipping three places to rank 22nd; and Thailand, which falls right down from 16th place to 62nd place, its lowest ever ranking and score by some margin. This is most likely to have been caused by a crackdown by the military junta on financial mismanagement and corruption in the Buddhist temples<sup>6</sup>, and specifically new laws introduced in early 2017 that brought in much more stringent restrictions on donations to monks<sup>7</sup>.

Only half of the CAF World Giving Index top 20 countries are classed by the United Nations as developed nations. Whilst these are all considered to be high-income economies, the ten developing countries in the top 20 are a mixture of income types, including top-ranked Indonesia which is classed by the United Nations as a lower-middle-income economy.

Six of this year's top 20 are in Europe (five of them in Northern Europe) and five are in Asia (four of these make it into the top 10). Four of the top 20 are in Africa (including Kenya which was one of last year's most improved countries) and three are in the Americas. Oceania – in our Index made up of just Australia and New Zealand – make up the top 20 Index.

---






<sup>5</sup> This survey was conducted before the devastating earthquake and tsunami suffered by Indonesia earlier this year.

<sup>6</sup> [www.mmtimes.com/news/thailand-cracks-down-errant-monks.html](http://www.mmtimes.com/news/thailand-cracks-down-errant-monks.html)

<sup>7</sup> [www.bangkokpost.com/learning/advanced/1204216/sangha-act-changes-in-laws-on-monks-money](http://www.bangkokpost.com/learning/advanced/1204216/sangha-act-changes-in-laws-on-monks-money)

Three of the top 10 – Ireland, the United Kingdom and Singapore – have improved their scores on last year (by 3 percentage points, 5 percentage points and 13 percentage points respectively). Further down the list of top scorers, Norway, Nigeria and Haiti have also improved compared to 2017. Countries with a lower score this year are Myanmar (down 11 percentage points), Canada (down nearly 6 percentage points) and Kenya (down around 5 percentage points).

Table 1: Top 20 countries in the CAF World Giving Index with score and participation in giving behaviours.

	 CAF World Giving Index ranking	 CAF World Giving Index score (%)	 Helping a stranger (%)	 Donating money (%)	 Volunteering time (%)
Indonesia	1	59	46	78	53
Australia	2	59	65	71	40
New Zealand	3	58	66	68	40
United States of America	4	58	72	61	39
Ireland	5	56	64	64	40
United Kingdom	6	55	63	68	33
Singapore	7	54	67	58	39
Kenya	8	54	72	46	45
Myanmar	9	54	40	88	34
Bahrain	10	53	74	53	33
Netherlands	11	51	52	66	37
United Arab Emirates	12	51	68	62	23
Norway	13	50	54	65	32
Haiti	14	49	62	54	31
Canada	15	49	57	56	33
Nigeria	16	48	71	36	37
Iceland	17	48	50	65	27
Malta	18	47	53	64	25
Liberia	19	47	80	14	47
Sierra Leone	20	47	80	23	37

Scores are for 2017 and include only countries surveyed in 2017.

Data relates to participation in giving behaviours during one month prior to interview.

CAF World Giving Index scores are shown to the nearest whole number but the rankings are determined using two decimal points.








Table 2 ranks the countries with the highest average scores over the past five years, and compares this five-year average to their score in this year's Index.

Most of the top 20 countries by five-year scores featured in the same list last year, and many appear in the top 20 overall in this year's Index. This suggests that, for many of these countries, giving behaviours are entrenched and relatively stable.

Some upward momentum has returned to this year's top 20, with eight countries in our five-year Index recording a 2018 CAF World Giving Index score higher than their five-year average. Singapore has the largest increase, scoring 9 percentage points above its five-year average, followed by Indonesia at 5 percentage points. The remaining countries are Australia, United Kingdom, Kenya, Norway, Germany and Denmark.

Countries with a downward momentum are Myanmar with a 10 percentage point difference, followed by Sri Lanka at 8 percentage points and Canada at 7 percentage points. The remaining countries are the United States, New Zealand, Netherlands, Malta and Iceland.

Table 2: Top 20 countries in the five year CAF World Giving Index, with score and participation in giving behaviours.

	 CAF World Giving Index 5 year ranking	 CAF World Giving Index 5 year score (%)	 Helping a stranger 5 year average (%)	 Donating money 5 year average (%)	 Volunteering time 5 year average (%)	 CAF World Giving Index 1 year score (%)	 Difference between 1 and 5 year score
Myanmar	1	64	52	90	48	54	-10
United States of America	2	60	75	62	43	58	-2
New Zealand	3	59	65	68	43	58	-1
Australia	4	58	66	69	39	59	1
Ireland	5	56	61	66	40	56	0
Canada	6	56	65	64	39	49	-7
Indonesia	7	55	44	73	47	59	5
United Kingdom	8	54	61	70	31	55	1
Kenya	9	53	72	44	44	54	1
Sri Lanka	10	53	57	54	48	45	-8
Netherlands	11	52	54	68	35	51	-1
United Arab Emirates	12	51	71	60	23	51	0
Malaysia	13	51	58	59	37	n/a	n/a
Bhutan	14	50	53	58	40	n/a	n/a
Malta	15	49	48	73	26	47	-1
Norway	16	48	53	62	31	50	2
Iceland	17	48	49	69	27	48	-1
Singapore	18	46	50	58	29	54	9
Germany	19	45	58	52	26	46	1
Denmark	20	45	55	57	23	46	1

Five-year score and averages: data represents average participation in countries surveyed in three or more different calendar years in the period 2013 to 2017.

One-year score: data shown for countries surveyed in 2017. N/a denotes the country was not surveyed in 2017.

Data relates to participation in giving behaviours during one month prior to interview.

All scores and rankings are calculated to two decimal points but scores, and the difference between scores, are shown to the nearest whole number.

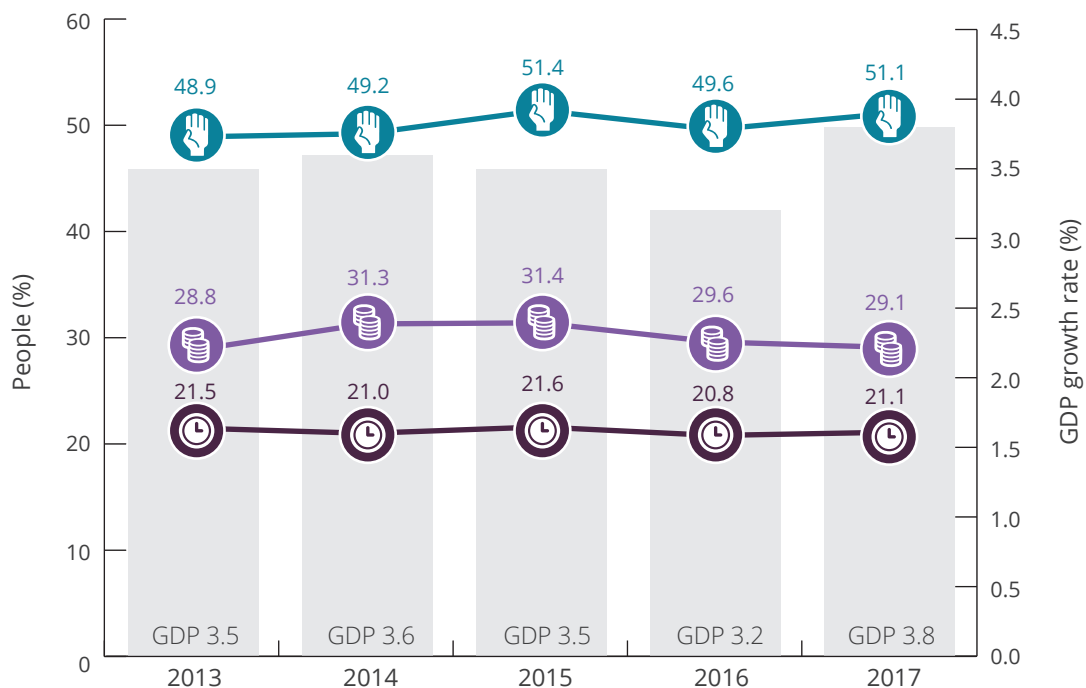
## 1.2 Global trends across behaviours

As the CAF World Giving Index enjoys such a large sample size (over 150,000 people worldwide) we are able to highlight statistically significant global movements even when they appear to be very small.

This year, significantly more people across the globe reported helping a stranger and volunteering their time and significantly fewer people reported donating money to a charity, the second year this particular measure has declined.

Thirty-six countries improved their donating money scores by at least three percentage points compared to 2017, but 42 countries declined by three percentage points and several decreased by considerably more. Thailand, for example, records a donating money score 14 percentage points lower than in 2017, as does Japan.

Figure 1: Global Gross Domestic Product (GDP) growth rate and global participation in helping a stranger, donating money and volunteering time, over 5 years.



Data represents one-year scores for each year from 2013 to 2017. Each one-year score is derived from the average of all the countries surveyed in that year.

Data relates to participation in giving behaviours during one month prior to interview.

GDP data is sourced from the International Monetary Fund's World Economic Outlook database. Data is given in terms of constant year-on-year prices.

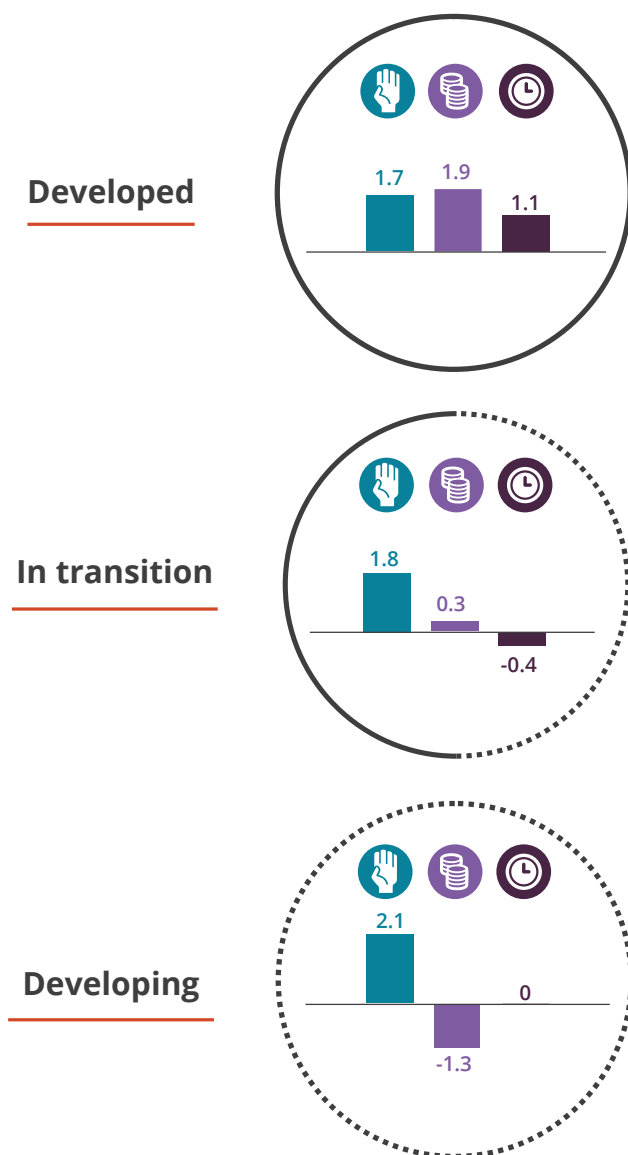
Those in developed countries are the most likely to donate money (42%) whilst those in developing countries are the most likely to have helped a stranger (54%). Volunteering time has largely similar participation levels across both the developed (24%) and developing (21%) countries, but it is less common in transitional countries (15%).

In last year's report we noted that in developed nations, there had been a decline in all three giving behaviours. This year however, this has reversed with increases in all three giving behaviours, led by donating money which has increased by nearly two percentage points.

The overall trend in the decrease for donating money was this year driven by developing countries (1.3 percentage point decrease).

It is worth noting that as countries come in and out of the CAF World Giving Index, the composition of these groupings changes slightly each year.

Figure 2: Percentage point changes in scores for each behaviour from 2016 to 2017, by economy status



For each economy status, data represents the difference between the average participation scores for 2016 versus average participation scores for 2017.

Data relates to participation in giving behaviours during one month prior to interview.

## 2 THREE GIVING BEHAVIOURS



### 2.1 Helping a stranger

#### 2.1.1 Top 10 countries for helping a stranger, by participation and population

Table 3 shows the countries with the highest proportion of people participating in helping a stranger, and Table 4 shows the countries with the highest number of people doing so.

This year at the global level 49 countries have seen an increase in their score for helping a stranger by at least three percentage points, whilst 40 saw a decline by at least the same amount.

Libya has increased its score by six percentage points and now occupies the top spot for helping a stranger. Last year's number one, Sierra Leone, now occupies fifth position.

Most of the top 10 countries are the same as we reported in 2017, with only two new entries this year, namely, Bahrain and The Gambia.

The Gambia is included in the CAF World Giving Index for the first time this year and ranks in seventh place for helping a stranger. The country is the smallest in mainland Africa and one of its most densely populated. Nearly half the population are estimated to be living in poverty, rising to 70% in rural areas<sup>8</sup>.

Table 3: Top 10 countries by participation in helping a stranger.

Helping a stranger by country and ranking		People (%)
Libya	1	83
Iraq	2	81
Kuwait	3	80
Liberia	4	80
Sierra Leone	5	80
Bahrain	6	74
The Gambia	7	74
Saudi Arabia	8	74
Kenya	9	72
United States of America	10	72

Data is for 2017 and includes only countries surveyed in 2017.

Data relates to participation in helping a stranger during one month prior to interview.

Table 4: Top 10 countries by the number of people helping a stranger.

Helping a stranger by country and ranking		People (m)
China	1	362
India	2	290
United States of America	3	187
Indonesia	4	86
Nigeria	5	72
Brazil	6	68
Bangladesh	7	65
Pakistan	8	53
Russian Federation	9	53
Mexico	10	41

Calculated using UN adult population numbers.

Data is for 2017 and includes only countries surveyed in 2017.

Data relates to participation in helping a stranger during one month prior to interview

<sup>8</sup> [www.worldbank.org/en/country/gambia/overview](http://www.worldbank.org/en/country/gambia/overview)

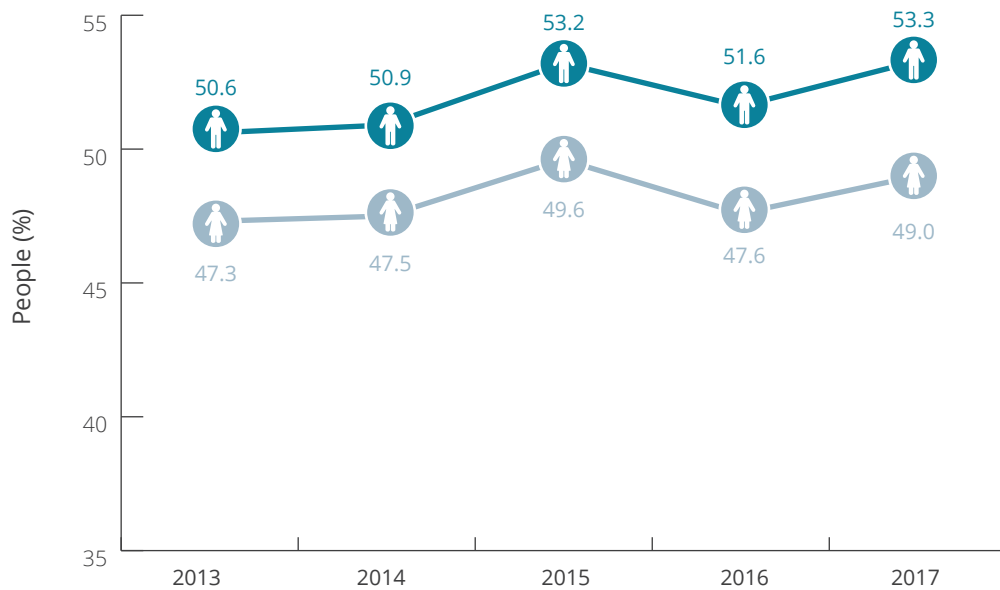
### 2.1.2 Helping a stranger and gender

An increased proportion of both men and women reported helping a stranger after the overall decline reported in 2017. Globally, men are more likely to report this behaviour, and, the gap between the sexes has been increasing year-on-year from 1.9 percentage points in 2011 to 4.3 percentage points in 2017.

Countries where men and women are equally likely to help a stranger are as diverse as Slovenia and Brazil. Countries where men are much more likely to help a stranger than women include Afghanistan (26 percentage point difference), Botswana (17 percentage point difference) and Pakistan (16 percentage point difference).

Countries where women are more likely to help a stranger include Belarus (10 percentage point difference) and Australia (9 percentage point difference).

Figure 3: Global participation in helping a stranger, by gender.



Data represents one-year scores for each year from 2013 to 2017.

Each one-year score is derived from the average of all the countries surveyed in that year.

Data relates to participation in helping a stranger during one month prior to interview.



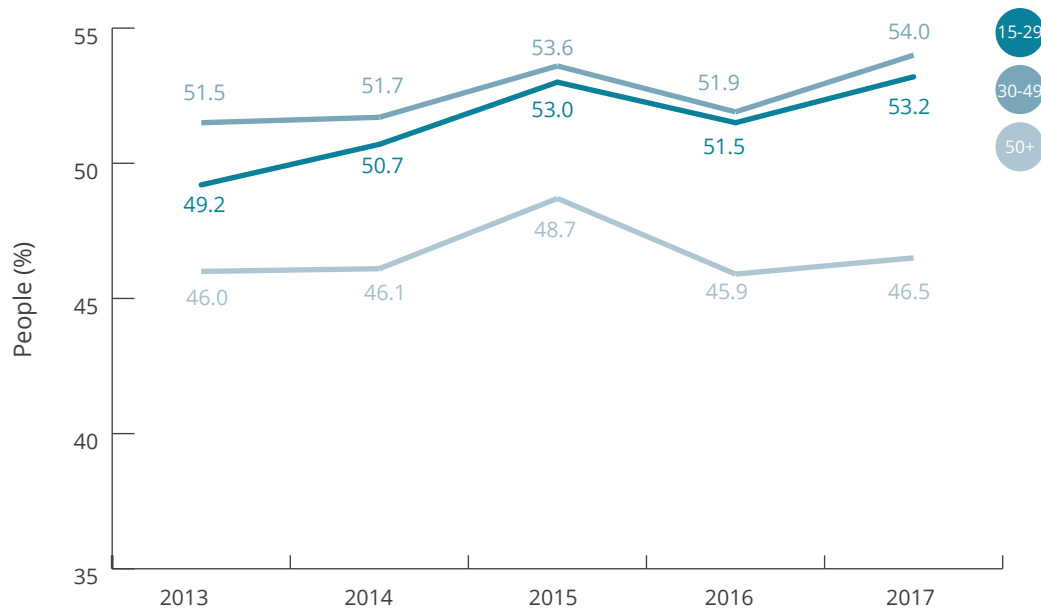
### 2.1.3 Helping a stranger and age

The most likely age group globally to have helped a stranger are those aged 30-49 years, followed closely by the youngest age group, 15-29 year olds.

Each age group has an improved score this year but the gap has widened between the younger age groups and those aged 50+. More than half of these younger groups say they helped a stranger. By contrast, 46.5% of those aged 50+ reported doing the same, only a slight increase since last year and more than two percentage points lower than the high point seen in 2015. In contrast, the two younger age groups recorded their highest scores since 2013 in this year's report.

Bucking the trend, countries where the over 50s are significantly more likely to help a stranger than any other age group include Paraguay and Lebanon.

Figure 4: Global participation in helping a stranger, by age.



Data represents one-year scores for each year from 2013 to 2017.

Each one-year score is derived from the average of all the countries surveyed in that year.

Data relates to participation in helping a stranger during one month prior to interview.



## 2.2 Donating money to a charity

### 2.2.1 Top 10 countries for donating money, by participation and population

Table 5 shows the highest ranked countries in terms of the proportion of people who donated money to charity in the last month, and Table 6 shows the countries with the largest actual number of people donating money to charity.

Myanmar has the highest donating money score for the sixth year running, having enjoyed a considerable lead in previous years. Although its score has declined from 91% to 88%, it is still comfortably ahead of second ranked Indonesia on 78%. Troubled Yemen ranks at the very bottom of all countries surveyed for donating money, as it does for the overall CAF World Giving Index score.

Last year, Ireland dropped out of the top 10 countries for donating money for the first time but this seems to have been a short lived dip as the country returns this year with a score of 64% to take ninth place. Norway also makes a return to the top 10, having last been in the top 10 in the 2016 CAF World Giving Index report.

Countries which have fallen out of the top 10 this year are Thailand (down 15 percentage points from 68% to 53%) and Canada (down five percentage points from 61% to 56%).

This decrease in Thailand has also led to it dropping out of the top 10 countries for number of people donating money. Japan has likewise also dropped out of the number of people top 10.

India tops the list for number of people donating money, although it ranks only 89th for participation rates when calculated as a proportion of the population. This number one position in terms of number of people donating is due to its overall population size relative to the other countries included in the CAF World Giving Index.

Table 5: Top 10 countries by participation in donating money.



Donating money by country and ranking		People (%)
Myanmar	1	88
Indonesia	2	78
Australia	3	71
United Kingdom	4	68
New Zealand	5	68
Netherlands	6	66
Norway	7	65
Iceland	8	65
Ireland	9	64
Malta	10	64

Data is for 2017 and includes only countries surveyed in 2017.

Data relates to participation in donating money during one month prior to interview.

Table 6: Top 10 countries by the number of people donating money.



Donating money by country and ranking		People (m)
India	1	191
United States of America	2	158
China	3	156
Indonesia	4	144
Germany	5	39
United Kingdom	6	37
Nigeria	7	36
Pakistan	8	34
Myanmar	9	33
Iran	10	32

Calculated using UN adult population numbers.

Data is for 2017 and includes only countries surveyed in 2017.

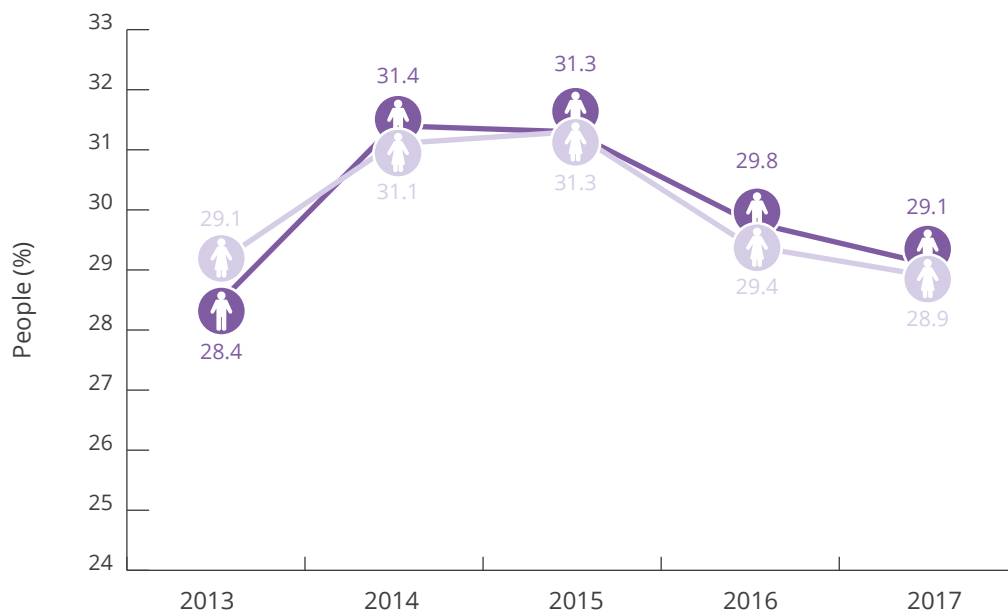
Data relates to participation in donating money during one month prior to interview.

## 2.2.2 Donating money and gender

At the global level, the CAF World Giving Index finds very little difference between the proportion of men and women who donated money, and in fact the gap has closed a little since last year, with men only 0.2 percentage points higher than women.

Countries where men and women are equally likely to donate money are diverse, and include places like Jordan and Mexico. Countries where men are much more likely to donate money than women include Kosovo (nearly 21 percentage point difference), the United Republic of Tanzania and Pakistan (19 percentage point difference in each case). Countries where women are more likely to donate money include Sweden, New Zealand and Norway, three countries who are amongst the world's highest levels of human development<sup>9</sup>, and all in the top 10 United Nations rankings for gender equality<sup>10</sup>. Efforts to improve gender equality and human development globally are therefore likely to increase the proportion of women donating money.

Figure 5: Global participation in donating money, by gender.



Data represents one-year scores for each year from 2013 to 2017.

Each one-year score is derived from the average of all the countries surveyed in that year.

Data relates to participation in donating money during one month prior to interview.

<sup>9</sup> [hdr.undp.org/en/composite/HDI](http://hdr.undp.org/en/composite/HDI)

<sup>10</sup> [www.undispatch.com/heres-every-country-world-ranks-gender-equality/](http://www.undispatch.com/heres-every-country-world-ranks-gender-equality/)

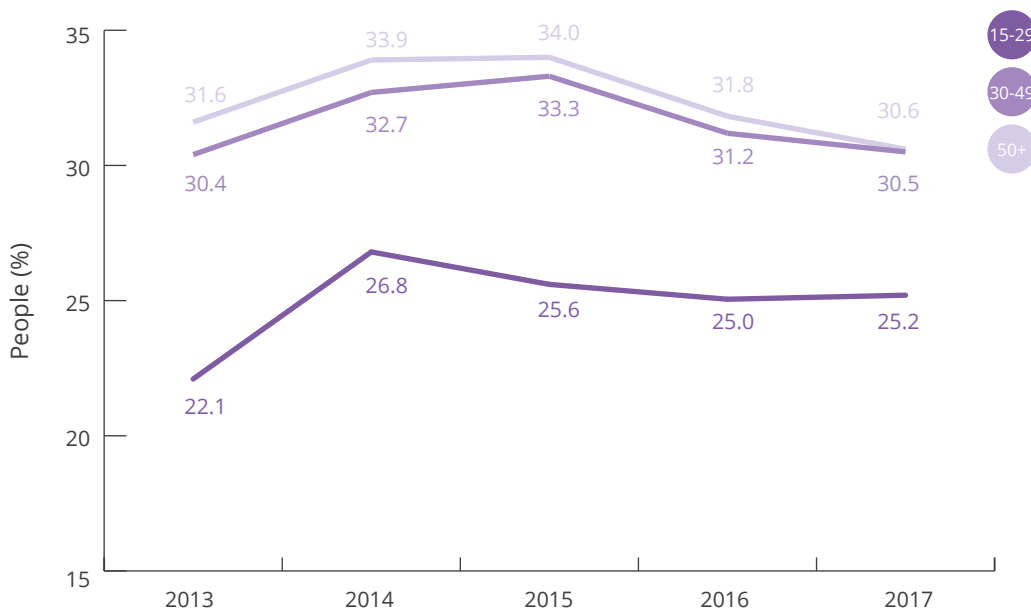
### 2.2.3 Donating money and age

Whilst the CAF World Giving Index has continuously found that at a global level likelihood to donate money increases with age, this year's report shows that those aged 50+ are now no more likely to donate than those aged 30-49 years, and both of these age groups are now significantly less likely to report donating money than they were previously. The proportion of younger people (aged 15-29 years) donating money across the globe remains stable at around a quarter.

Taking a closer look by country type, the data shows that in developed countries, those aged 50+ are still significantly more likely than their younger counterparts to donate money. In the developing and transition economies, 30-49 year olds are the most likely age group to have done so.

Developed countries enjoy the highest levels of participation by younger people (35% vs. 23% for transitional countries and 22% for developing countries), but they also report the most pronounced gap between the oldest and the youngest age groups. In developed countries, 46% of the over 50s donated money compared to 35% of 15-29 year olds.

Figure 6: Global participation in donating money, by age.



Data represents one-year scores for each year from 2013 to 2017.

Each one year score is derived from the average of all countries surveyed in that year.

Data relates to participation in donating money during one month prior to interview.



## 2.3 Volunteering time

### 2.3.1 Top 10 countries for volunteering time, by participation and population

Table 7 shows the highest ranked countries in terms of the proportion of people who volunteer, whilst Table 8 shows the 10 countries with the highest number of individuals volunteering.

Indonesia still has the highest proportion of its people volunteering with a score of 53%, followed by Liberia in second place. Kenya is in third place with a reduced score compared to last year (down from 51% to 45%).

Myanmar has dropped out of the volunteering top 10, falling from third place last year to 22nd place this year. This means it also drops out of the top 10 by number of people volunteering time.

Sierra Leone falls just outside the top 10 this year, slipping to 12th place, and Tajikistan similarly drops down to rank 15th place.

Those who have entered the top 10 this year are Sri Lanka (not included in last year's study), Ireland and Singapore (last year ranked 11th and 41st respectively). As mentioned earlier, Singapore is one of this year's most improved countries, driven in part by an increase in its volunteering score from 25% to 39%.

The top 10 by number of people remains largely unchanged, with the exceptions of Myanmar and France which have dropped out of the top 10 to be replaced by Germany and the United Kingdom. By number of people volunteering, India takes first place owing to its large overall population, however by proportion of people volunteering, it has actually seen a decrease of nearly 13 percentage points since last year.

The country with the lowest rates of volunteering is Lao People's Democratic Republic where just 4% reported doing so. As one of only five communist countries left in the world<sup>11</sup>, the state exercises strict control over civil society<sup>12</sup>.

---

<sup>11</sup> [en.wikipedia.org/wiki/Communist\\_state#List\\_of\\_current\\_Communist\\_states](https://en.wikipedia.org/wiki/Communist_state#List_of_current_Communist_states)

<sup>12</sup> [www.amnesty.org/en/countries/asia-and-the-pacific/laos/report-laos/](https://www.amnesty.org/en/countries/asia-and-the-pacific/laos/report-laos/)

Table 7: Top 10 countries by participation in volunteering time.



Volunteering time by country and ranking		
	Ranking	People (%)
Indonesia	1	53
Liberia	2	47
Kenya	3	45
Sri Lanka	4	45
New Zealand	5	40
Australia	6	40
Ireland	7	40
United States of America	8	39
Singapore	9	39
Mauritius	10	38

Data is for 2017 and includes only countries surveyed in 2017.

Data relates to participation in volunteering time during one month prior to interview.

Table 8: Top 10 countries by the number of people volunteering time.



Volunteering time by country and ranking		
	Ranking	People (m)
India	1	138
United States of America	2	102
Indonesia	3	100
China	4	84
Nigeria	5	37
Japan	6	26
Brazil	7	21
Philippines	8	19
Germany	9	19
United Kingdom	10	18

Calculated using UN adult population numbers.

Data is for 2017 and includes only countries surveyed in 2017.

Data relates to participation in volunteering time during one month prior to interview.

### 2.3.2 Volunteering time and gender

The slight global increase in volunteering time is driven more by women than men, with women having increased their participation by 0.5 percentage points year on year. Men remain more likely than women to have volunteered, but have not changed in their results since last year (22.6%).

Indonesia has the highest rates of women volunteering of any country (48%), although this is still significantly less than that reported by men in Indonesia (59%).

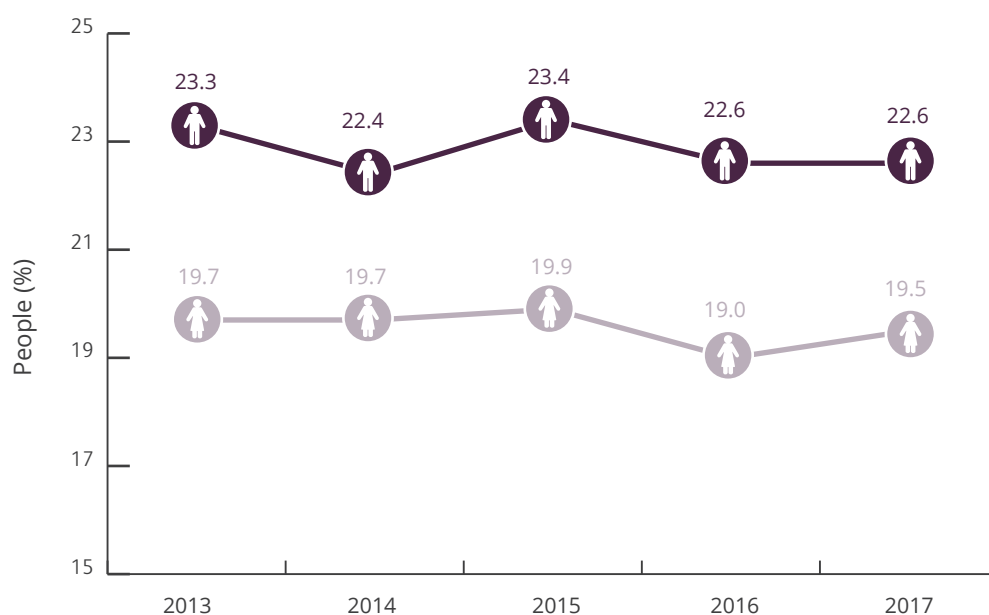
Countries where women are more likely than men to volunteer include Switzerland (44% of women vs 29% of men), France (35% of women vs 27% of men) and Poland (18% of women vs 11% of men).

Countries where men are significantly more likely than women to volunteer include Liberia and Pakistan – the latter ranking amongst the bottom five countries in the world for gender equality<sup>13</sup>.

Countries where men and women are equally likely to volunteer include the United Arab Emirates, Namibia and Iceland.

<sup>13</sup> [www.undispatch.com/heres-every-country-world-ranks-gender-equality/](http://www.undispatch.com/heres-every-country-world-ranks-gender-equality/)

Figure 7: Global participation in volunteering time, by gender.



Data represents one-year scores for each year from 2013 to 2017.

Each one-year score is derived from the average of all the countries surveyed in that year.

Data relates to participation in volunteering time during one month prior to interview.

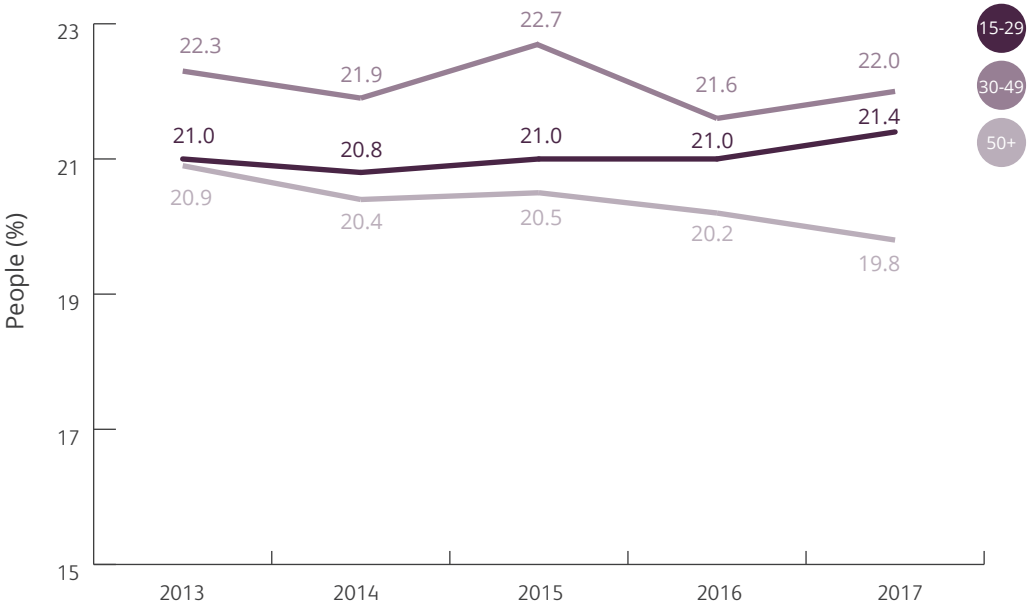
### 2.3.3 Volunteering time and age

At the global level, the increase in volunteering is seen amongst the under 50s, although the increases for the two younger age groups are not statistically significant when taken individually. There is a slight downward trend amongst the over 50s since 2013.

Although scores for 15-29 year olds are broadly flat in Figure 8, looking back further in time shows that the trend for this age group is in fact upwards (eg compared to 18% recorded in 2011). The trend is less clear for 30-49 year olds.

Whilst levels of volunteering differ only slightly across the age groups in both developed and developing economies, they vary much more in transitional economies where younger people aged 15-29 (19%) are much more likely than the over 50s (11%) to have taken part in this way.

Figure 8: Global participation in volunteering time, by age.



Data represents one-year scores for each year from 2013 to 2017.  
Each one-year score is derived from the average of all the countries surveyed in that year.  
Data relates to participation in volunteering time during one month prior to interview.



# 3 CONTINENTAL COMPARISONS

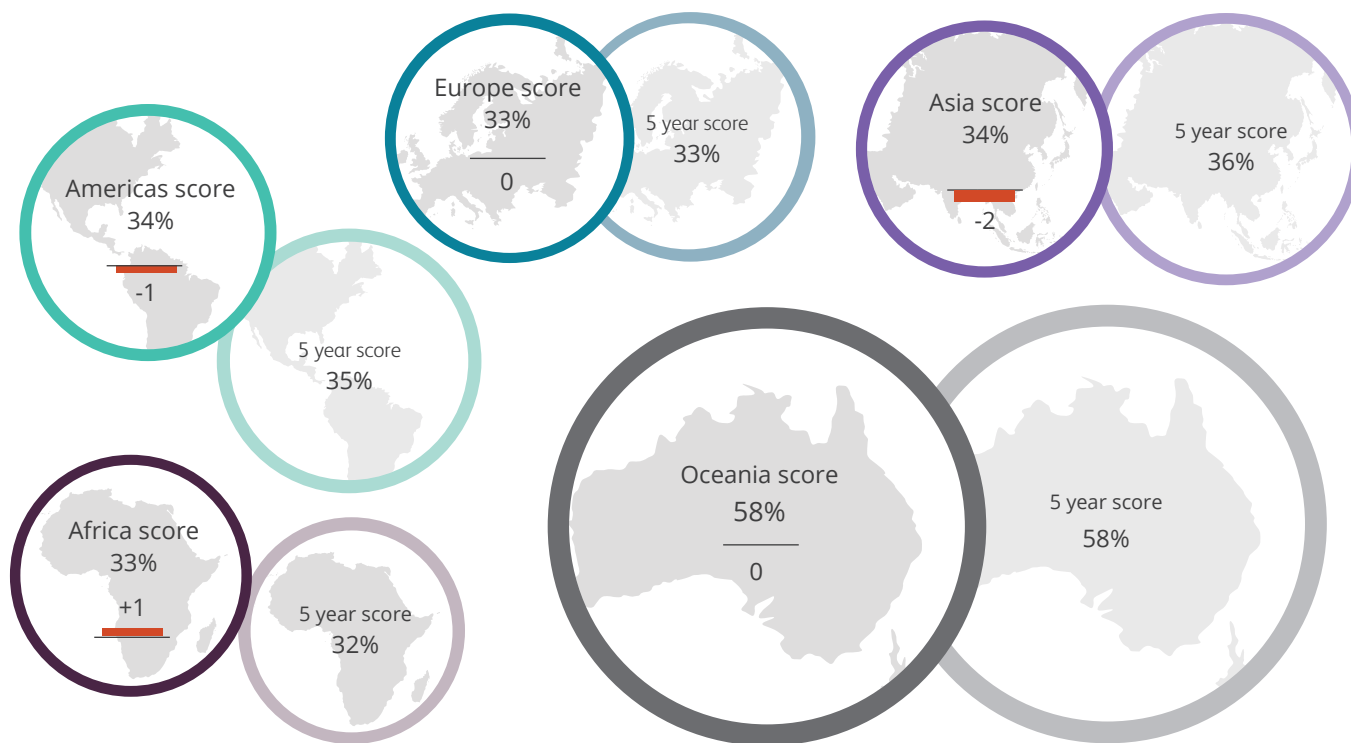
## 3.1 Continental CAF World Giving Index scores

Figure 9 contrasts this year's CAF World Giving Index score for each continent, with the average score over the past five years, in order to highlight any long-term trends.

The gap between continental giving scores over the last five years is narrowing. The one-year scores for Oceania and Europe are in line with their five-year scores suggesting a flat trend for giving in these continents. Africa's one-year score is higher than its five-year score suggesting a continued upward momentum which we commented on in last year's report (during 2016 it was the only continent to record a one-year score higher than its five-year average). Although Asia's one-year score is unchanged (34%), it is now two percentage points lower than its five-year average score, suggesting some downward momentum.

As top continental scorer, it should be noted that in the CAF World Giving Index Oceania is comprised of just Australia and New Zealand – both highly developed, high income countries.

Figure 9: Continental CAF World Giving Index score and five year score.



Data relates to participation in giving behaviours during one month prior to interview.

All scores and rankings are calculated to two decimal points but scores, and the difference between scores, are shown to the nearest whole number.

CAF World Giving Index one-year score: calculated using countries surveyed in 2017 only.

CAF World Giving Index five-year score: data represents average participation in countries surveyed in three or more different calendar years in period 2013 to 2017.

### 3.2 Continental giving behaviour scores

Across the continents, helping a stranger is the most common giving behaviour. Oceania (65%) and Africa (58%) record the highest rates of helping a stranger whilst Europe has the lowest prevalence (44%). Europe also has the lowest rates of volunteering (19%) of any of the continents.

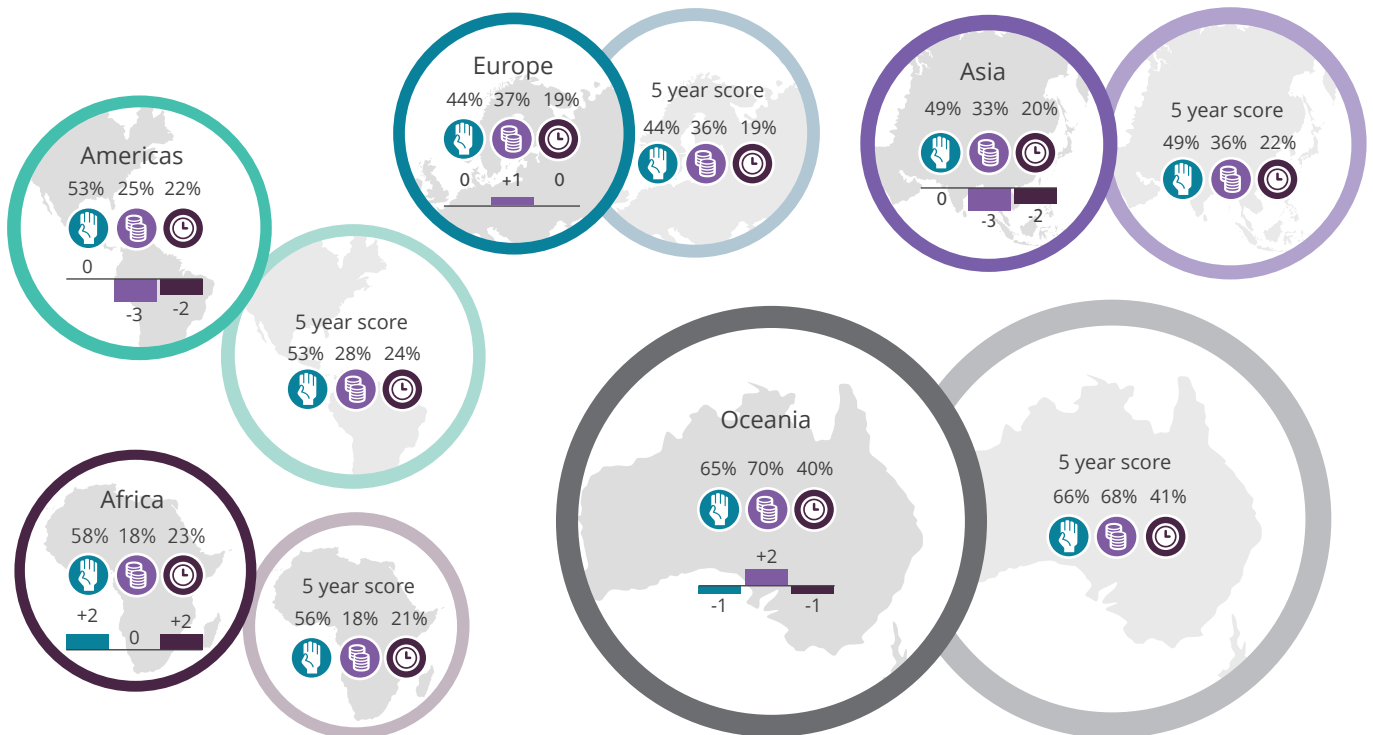
Donating money is the second most common giving behaviour, led by Oceania (70% one-year score), and followed by Europe (37%), Asia (33%), the Americas (25%) and Africa (18%). After a decline in score last year, Oceania's score for donating money has increased from 64% to 70%, the largest increase seen for any continent for any of the three behaviours.

The one-year donating money scores for Asia (33%) and the Americas (25%) are lower than their five-year scores (36% and 28% respectively), suggesting a downward trend for donating money in these continents.

Volunteering is consistently the least common behaviour across continents. Oceania records the highest rates (40%) whilst elsewhere around one fifth of people report participating in this way.

Whilst most of the behaviours across the continents have either increased or remained flat, the Americas has seen a decline in all three giving behaviours since 2016. Participation by helping a stranger has decreased from 54% to 53%, donating money from 28% to 25%, and volunteering time from 23% to 22%.

Figure 10: Continental one-year and five-year scores for helping a stranger, donating money and volunteering time.



Participation one-year score: calculated using countries surveyed in 2017 only.

Participation five-year score: data represents average participation in countries surveyed in three or more different calendar years in the period 2013 to 2017.

Data relates to participation in giving behaviours during one month prior to interview.

# 4 MOST IMPROVED COUNTRIES

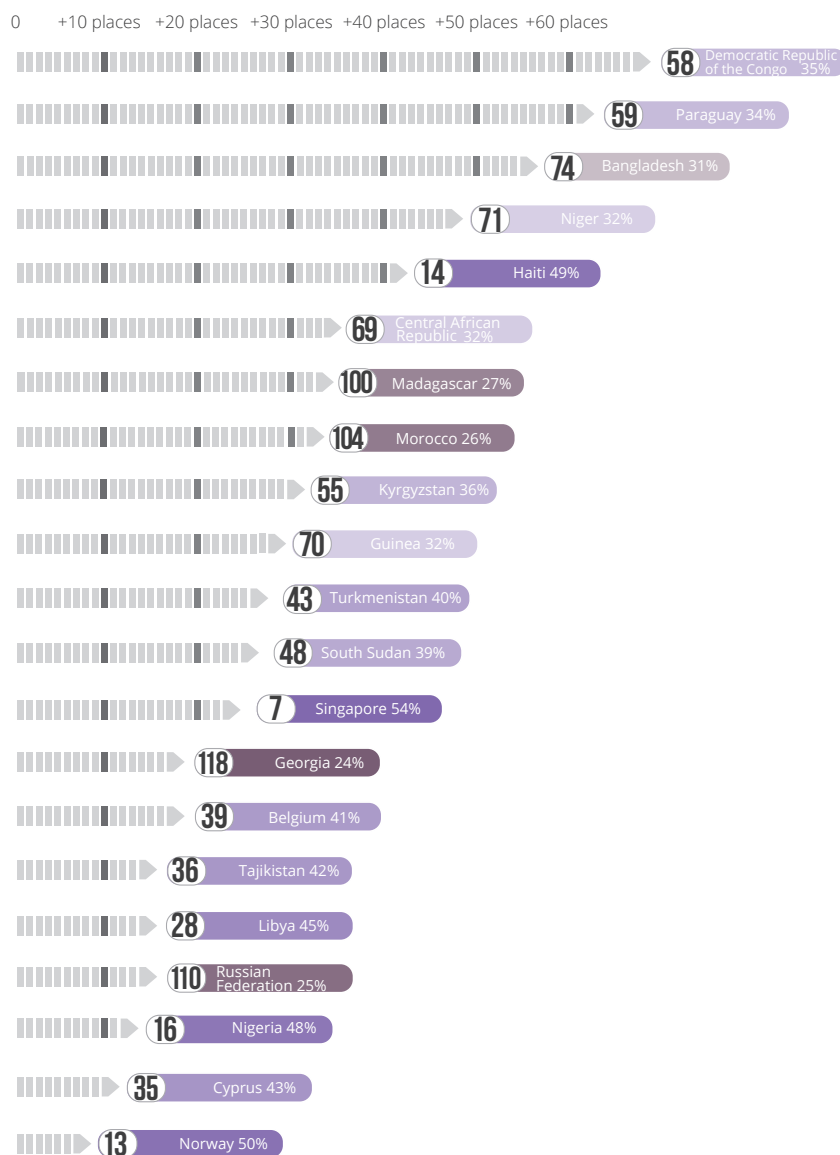
## 4.1 Most improved for 2018

Twenty-one countries this year meet the criterion for most improved Index score (defined as a 2018 CAF World Giving Index score at least five percentage points higher than its 2017 score).

Amongst the 21 most improved countries this year are nine African countries, seven Asian countries, three European countries and two countries in the Americas.

Tajikistan is the only country to feature in the improved lists in both 2017 and 2018. With an annual GDP growth rate of more than 7%<sup>14</sup>, Tajikistan has seen a particular increase in its scores for donating money (up 11 percentage points to 32%) and helping a stranger (up 15 percentage points to 59%).

Figure 11: Countries with a 2018 score at least five percentage points higher than their 2017 score.



Data represents scores and rankings for countries surveyed in both 2016 and 2017 and relates to participation in giving behaviours during the month prior to interview. CAF World Giving Index scores are shown to the nearest whole number but the rankings are determined using two decimal points.

<sup>14</sup> [data.worldbank.org/country/tajikistan](http://data.worldbank.org/country/tajikistan)

## 4.2 Most improved over time

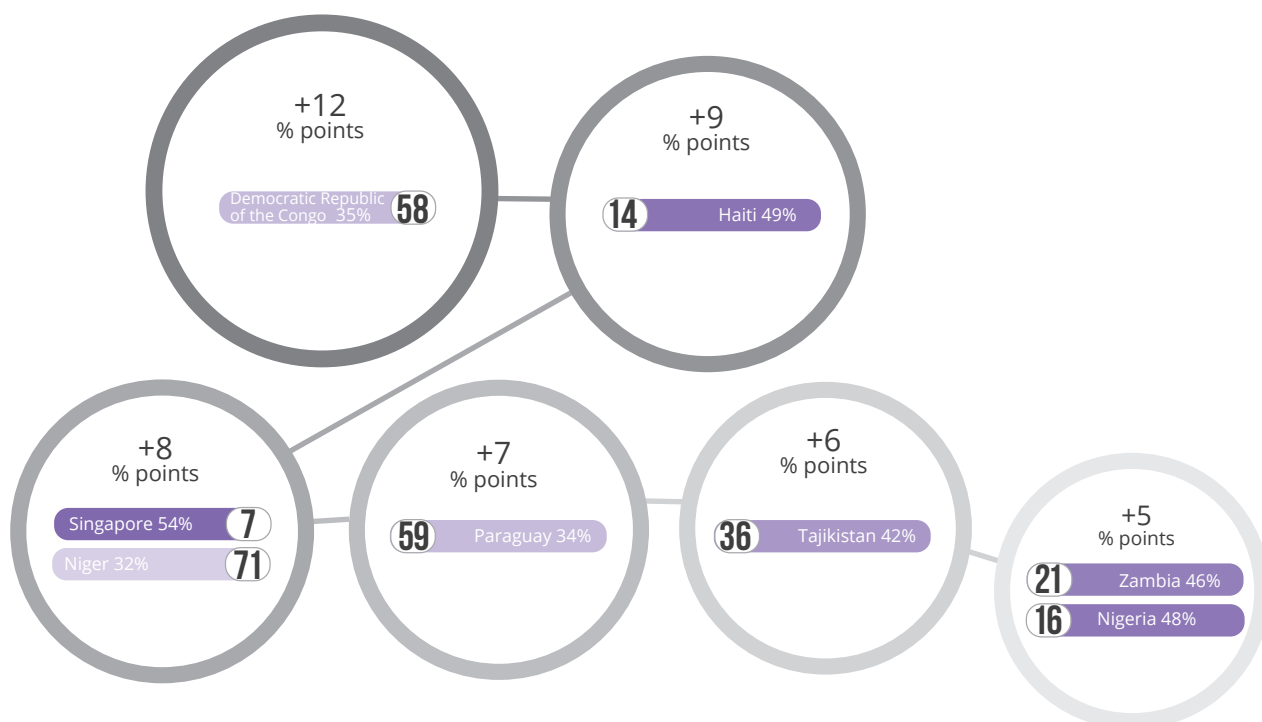
Figure 12 shows all countries which meet the criterion for improvement over time (a score at least five percentage points higher than its five-year average). There are just eight countries which meet this criterion this year, down from 12 countries in the 2017 report and 23 countries in the 2016 report.

Using this longer term view, the most improved country over time is Democratic Republic of the Congo with a one-year score 12 percentage points higher than its five-year average. This is in spite of a difficult year for the country in 2017, which included delayed elections, violence and unrest.

In second place is Haiti which has seen an increase in all three scores this year, but particularly helping a stranger (up from 35% to 62%). In 2017, 175,000 people remained displaced after 2016's Hurricane Matthew and tens of thousands were still living in displacement camps following the country's devastating 2010 earthquake. Political instability and cholera also blighted the country during 2017<sup>15</sup>.

At the bottom of the list of countries most improved over time is Nigeria, which enjoys its highest CAF World Giving Index score since 2011.

Figure 12: Countries with a 2018 score at least five percentage points higher than their average five-year score.



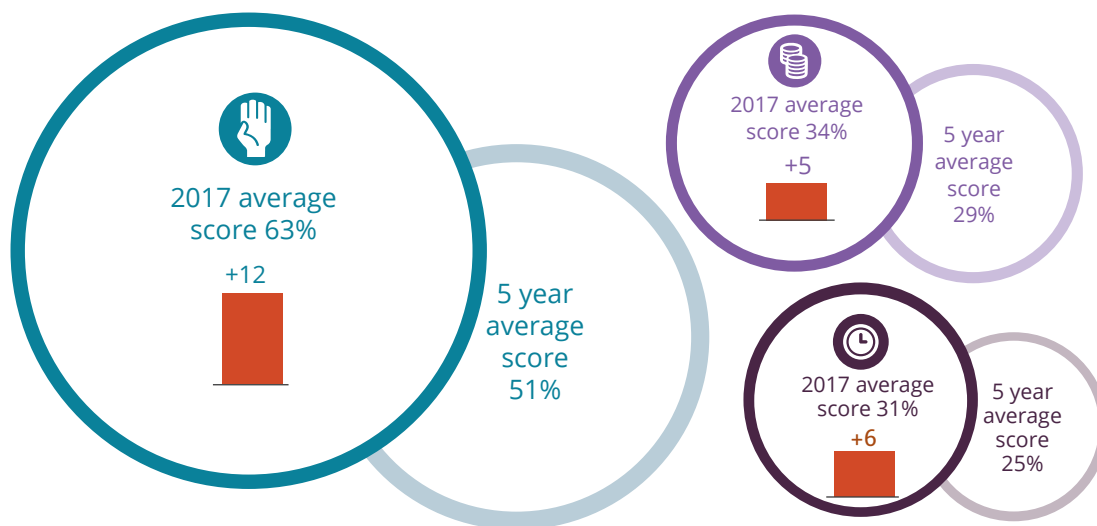
CAF World Giving Index five-year score: data represents average participation in countries surveyed in three or more different calendar years in period 2013 to 2017.

Data relates to participation in giving behaviours during one month prior to interview.

<sup>15</sup> [www.hrw.org/world-report/2018/country-chapters/haiti](http://www.hrw.org/world-report/2018/country-chapters/haiti)

Across the countries most improved over time, an increase in each of the giving behaviours has contributed to the improvement. The helping a stranger score sits 12 percentage points above the five-year average for the group, volunteering time is 6 percentage points higher and donating money is 5 percentage points higher.

Figure 13: Average 2018 vs 5 year scores for the eight most improved countries over time (%)




CAF World Giving Index one-year score: calculated using countries surveyed in 2017 and which have seen the most improvement against their five-year score.

CAF World Giving Index five-year score: data represents average participation in countries surveyed in the period 2013 to 2017.

Data relates to participation in giving behaviours during one month prior to interview.

# APPENDICES

## 1 Alphabetical CAF World Giving Index full table

Country	Region	 Ranking	 Score		Country	Region	 Ranking	 Score	
Afghanistan	Southern Asia	136	19%	▼	France	Western Europe	72	32%	
Albania	Southern Europe	108	26%		Gabon	Middle Africa	113	24%	
Algeria	Northern Africa	92	28%		Gambia (The)	Western Africa	31	44%	
Argentina	South America	94	28%		Georgia	Western Asia	118	24%	▲
Armenia	Western Asia	123	23%		Germany	Western Europe	22	46%	
Australia	Australia and New Zealand	2	59%		Ghana	Western Africa	37	42%	
Austria	Western Europe	32	44%		Greece	Southern Europe	143	17%	▼
Azerbaijan	Western Asia	139	18%		Guatemala	Central America	65	34%	▼
Bahrain	Western Asia	10	53%		Guinea	Western Africa	70	32%	▲
Bangladesh	Southern Asia	74	31%	▲	Haiti	Caribbean	14	49%	▲
Belarus	Eastern Europe	121	23%		Honduras	Central America	46	39%	
Belgium	Western Europe	39	41%	▲	Hong Kong	Eastern Asia	30	44%	
Benin	Western Africa	105	26%		Hungary	Eastern Europe	120	23%	
Bolivia	South America	86	28%	▼	Iceland	Northern Europe	17	48%	
Bosnia and Herzegovina	Southern Europe	90	28%	▼	India	Southern Asia	124	22%	▼
Botswana	Southern Africa	97	27%		Indonesia	South Eastern Asia	1	59%	
Brazil	South America	122	23%	▼	Iran	Southern Asia	29	45%	
Bulgaria	Eastern Europe	126	22%	▲	Iraq	Western Asia	34	43%	▲
Burkina Faso	Western Africa	82	29%		Ireland	Northern Europe	5	56%	▲
Cambodia	South Eastern Asia	140	18%		Israel	Western Asia	38	42%	
Cameroon	Middle Africa	63	34%		Italy	Southern Europe	68	33%	
Canada	North America	15	49%	▼	Jamaica	Caribbean	56	36%	
Central African Republic	Middle Africa	69	32%	▲	Japan	Eastern Asia	128	22%	
Chad	Middle Africa	101	27%		Jordan	Western Asia	75	30%	
Chile	South America	61	34%		Kazakhstan	Central Asia	96	28%	
China	Eastern Asia	142	17%	▲	Kenya	Eastern Africa	8	54%	▼
Colombia	South America	80	29%	▼	Kosovo	Southern Europe	66	33%	
Congo (Brazzaville)	Middle Africa	115	24%	▼	Kuwait	Western Asia	33	43%	
Costa Rica	Central America	62	34%	▼	Kyrgyzstan	Central Asia	55	36%	▲
Côte d'Ivoire	Western Africa	111	25%	▼	Lao People's Democratic Republic	South Eastern Asia	134	20%	
Croatia	Southern Europe	132	20%		Latvia	Northern Europe	137	19%	
Cyprus	Western Asia	35	43%	▲	Lebanon	Western Asia	85	28%	▼
Czech Republic	Eastern Europe	125	22%	▲	Lesotho	Southern Africa	95	28%	▼
Democratic Republic of the Congo	Middle Africa	58	35%	▲	Liberia	Western Africa	19	47%	
Denmark	Northern Europe	24	46%		Libya	Northern Africa	28	45%	▲
Dominican Republic	Caribbean	49	39%		Lithuania	Northern Europe	138	19%	▲
Ecuador	South America	119	24%	▼	Luxembourg	Western Europe	41	41%	▲
Egypt	Northern Africa	106	26%		Macedonia (The former Yugoslav Republic of)	Southern Europe	130	20%	▼
El Salvador	Central America	127	22%	▼	Madagascar	Eastern Africa	100	27%	▲
Estonia	Northern Europe	109	26%		Malawi	Eastern Africa	57	35%	▼
Ethiopia	Eastern Africa	98	27%		Mali	Western Africa	93	28%	▲
Finland	Northern Europe	44	40%		Malta	Southern Europe	18	47%	
					Mauritania	Western Africa	133	20%	

## 1 Alphabetical CAF World Giving Index full table continued

Country	Region	Ranking	Score	
Mauritius	Eastern Africa	25	46%	▲
Mexico	Central America	114	24%	
Moldova (Republic of)	Eastern Europe	99	27%	
Mongolia	Eastern Asia	45	39%	
Montenegro	Southern Europe	116	24%	
Morocco	Northern Africa	104	26%	▲
Mozambique	Eastern Africa	79	29%	
Myanmar	South Eastern Asia	9	54%	▼
Namibia	Southern Africa	73	32%	
Nepal	Southern Asia	52	37%	
Netherlands	Western Europe	11	51%	
New Zealand	Australia and New Zealand	3	58%	
Nicaragua	Central America	67	33%	▲
Niger	Western Africa	71	32%	▲
Nigeria	Western Africa	16	48%	▲
Norway	Northern Europe	13	50%	▲
Pakistan	Southern Asia	91	28%	▼
Palestine (State of)	Western Asia	141	17%	
Panama	Central America	78	30%	▼
Paraguay	South America	59	34%	▲
Peru	South America	100	27%	
Philippines	South Eastern Asia	89	28%	▼
Poland	Eastern Europe	112	24%	
Portugal	Southern Europe	83	28%	
Republic of Korea	Eastern Asia	60	34%	
Romania	Eastern Europe	102	27%	▼
Russian Federation	Eastern Europe	110	25%	▲
Rwanda	Eastern Africa	103	26%	
Saudi Arabia	Western Asia	51	37%	
Senegal	Western Africa	87	28%	▼
Serbia	Southern Europe	129	21%	▲
Sierra Leone	Western Africa	20	47%	
Singapore	South Eastern Asia	7	54%	▲
Slovakia	Eastern Europe	88	28%	
Slovenia	Southern Europe	47	39%	▲
South Africa	Southern Africa	40	41%	
South Sudan	Northern Africa	48	39%	▲
Spain	Southern Europe	54	36%	▲
Sri Lanka	Southern Asia	27	45%	
Sweden	Northern Europe	42	41%	
Switzerland	Western Europe	26	45%	▲
Taiwan, Province of China	Eastern Asia	64	34%	
Tajikistan	Central Asia	36	42%	▲
Tanzania (United Republic of)	Eastern Africa	84	28%	▼
Thailand	South Eastern Asia	61	34%	▼

Country	Region	Ranking	Score	
Togo	Western Africa	117	24%	
Trinidad & Tobago	Caribbean	23	46%	
Tunisia	Northern Africa	135	20%	▼
Turkey	Western Asia	131	20%	
Turkmenistan	Central Asia	43	40%	▲
Uganda	Eastern Africa	50	39%	▼
Ukraine	Eastern Europe	81	29%	
United Arab Emirates	Western Asia	12	51%	
United Kingdom	Northern Europe	6	55%	▲
United States of America	North America	4	58%	
Uruguay	South America	77	30%	▼
Uzbekistan	Central Asia	53	36%	▼
Venezuela	South America	107	26%	▲
Yemen	Western Asia	144	15%	
Zambia	Eastern Africa	21	46%	
Zimbabwe	Eastern Africa	76	30%	

Data shows countries interviewed in 2017.

Countries' scores indicate a rise or fall in scores of three percentage points or more since the 2016 survey.









▲ Score has increased by at least three percentage points.

▼ Score has decreased by at least three percentage points.

Scores in plain text have seen a change of less than three percentage points either way, or were not surveyed in 2016









CAF World Giving Index scores are shown to the nearest whole number but the rankings and movement up and down are determined using two decimal points.

## 2 CAF World Giving Index full table









Country	 Ranking	 Score	 Ranking	 Score	 Ranking	 Score	 Ranking	 Score
	Ranking	Score	Ranking	Score	Ranking	Score	Ranking	Score
Indonesia	1	59%	97	46%	2	78%	1	53%
Australia	2	59%	24	65%	3	71%	6	40%
New Zealand	3	58%	21	66%	5	68%	5	40%
United States of America	4	58%	10	72%	12	61%	8	39%
Ireland	5	56%	25	64%	9	64%	7	40%
United Kingdom	6	55%	29	63%	4	68%	23	33%
Singapore	7	54%	18	67%	14	58%	9	39%
Kenya	8	54%	9	72%	27	46%	3	45%
Myanmar	9	54%	112	40%	1	88%	22	34%
Bahrain	10	53%	6	74%	25	53%	24	33%
Netherlands	11	51%	71	52%	6	66%	13	37%
United Arab Emirates	12	51%	16	68%	11	62%	57	23%
Norway	13	50%	55	54%	7	65%	29	32%
Haiti	14	49%	30	62%	20	54%	32	31%
Canada	15	49%	45	57%	17	56%	26	33%
Nigeria	16	48%	12	71%	42	36%	14	37%
Iceland	17	48%	80	50%	8	65%	41	27%
Malta	18	47%	59	53%	10	64%	51	25%
Liberia	19	47%	4	80%	111	14%	2	47%
Sierra Leone	20	47%	5	80%	81	23%	12	37%
Zambia	21	46%	14	70%	46	35%	20	34%
Germany	22	46%	42	58%	19	55%	46	26%
Trinidad and Tobago	23	46%	13	70%	41	37%	30	31%
Denmark	24	46%	41	58%	16	56%	55	23%
Mauritius	25	46%	46	57%	29	42%	10	38%
Switzerland	26	45%	116	40%	13	60%	11	37%
Sri Lanka	27	45%	64	52%	36	39%	4	45%
Libya	28	45%	1	83%	63	28%	52	24%
Iran	29	45%	32	61%	24	53%	70	20%
Hong Kong	30	44%	35	60%	18	55%	76	19%
Gambia (The)	31	44%	7	74%	62	28%	34	30%
Austria	32	44%	62	52%	21	54%	50	26%
Kuwait	33	43%	3	80%	37	39%	120	11%
Iraq	34	43%	2	81%	59	29%	73	19%
Cyprus	35	43%	34	60%	30	42%	45	26%
Tajikistan	36	42%	37	59%	51	32%	15	36%
Ghana	37	42%	31	62%	57	30%	17	36%
Israel	38	42%	78	50%	23	53%	54	23%
Belgium	39	41%	74	51%	28	45%	44	27%
South Africa	40	41%	11	72%	100	17%	21	34%
Luxembourg	41	41%	114	40%	26	50%	25	33%
Sweden	42	41%	70	52%	15	57%	111	13%
Turkmenistan	43	40%	88	48%	40	37%	18	35%
Finland	44	40%	60	53%	35	39%	49	26%
Mongolia	45	39%	111	41%	31	41%	16	36%
Honduras	46	39%	54	54%	53	31%	27	32%
Slovenia	47	39%	91	47%	43	35%	19	35%
South Sudan	48	39%	36	60%	60	29%	35	29%
Dominican Republic	49	39%	27	64%	90	20%	28	32%



## 2 CAF World Giving Index full table continued

Country	 Ranking	 Score	 Ranking	 Score	 Ranking	 Score	 Ranking	 Score
	Ranking	Score	Ranking	Score	Ranking	Score	Ranking	Score
Uganda	50	39%	19	67%	80	23%	47	26%
Saudi Arabia	51	37%	8	74%	68	26%	116	12%
Nepal	52	37%	79	50%	48	33%	42	27%
Uzbekistan	53	36%	73	51%	39	38%	68	20%
Spain	54	36%	47	56%	45	35%	85	17%
Kyrgyzstan	55	36%	68	52%	38	38%	81	18%
Jamaica	56	36%	28	63%	106	15%	37	29%
Malawi	57	35%	22	66%	108	15%	48	26%
Dem. Rep. of the Congo	58	35%	48	56%	95	19%	36	29%
Paraguay	59	34%	61	53%	61	28%	60	22%
Republic of Korea	60	34%	92	47%	33	40%	96	15%
Chile	61	34%	52	54%	50	33%	102	15%
Thailand	61	34%	127	36%	22	53%	113	12%
Costa Rica	62	34%	39	59%	71	25%	86	17%
Cameroon	63	34%	17	67%	98	18%	90	16%
Taiwan, Province of China	64	34%	84	49%	47	33%	75	19%
Guatemala	65	34%	72	51%	85	21%	38	28%
Kosovo	66	33%	81	50%	32	40%	123	10%
Nicaragua	67	33%	65	52%	69	26%	59	22%
Italy	68	33%	95	46%	44	35%	82	17%
Central African Republic	69	32%	67	52%	97	18%	43	27%
Guinea	70	32%	66	52%	84	22%	53	24%
Niger	71	32%	20	66%	130	10%	67	20%
France	72	32%	122	37%	67	27%	31	31%
Namibia	73	32%	26	64%	131	10%	63	21%
Bangladesh	74	31%	44	57%	79	23%	110	13%
Jordan	75	30%	15	68%	116	13%	125	9%
Zimbabwe	76	30%	33	61%	128	10%	78	18%
Uruguay	77	30%	83	49%	73	25%	97	15%
Panama	78	30%	87	48%	92	20%	62	21%
Mozambique	79	29%	77	50%	124	11%	40	27%
Colombia	80	29%	50	56%	105	15%	88	17%
Ukraine	81	29%	107	42%	58	29%	103	15%
Burkina Faso	82	29%	49	56%	126	11%	71	19%
Portugal	83	28%	76	50%	93	20%	94	15%
Tanzania (United Rep. of)	84	28%	93	47%	56	30%	131	8%
Lebanon	85	28%	85	49%	75	24%	117	12%
Bolivia	86	28%	86	49%	106	15%	64	21%
Senegal	87	28%	57	54%	103	16%	104	15%
Slovakia	88	28%	134	32%	54	31%	61	22%
Philippines	89	28%	102	44%	117	13%	39	28%
Bosnia and Herzegovina	90	28%	123	37%	34	40%	137	7%
Pakistan	91	28%	104	43%	65	27%	112	13%
Algeria	92	28%	58	54%	119	13%	84	17%
Mali	93	28%	63	52%	123	11%	66	20%
Argentina	94	28%	69	52%	102	16%	98	15%
Lesotho	95	28%	40	58%	142	5%	69	20%
Kazakhstan	96	28%	130	35%	52	32%	89	16%
Botswana	97	27%	38	59%	135	8%	91	16%

## 2 CAF World Giving Index full table continued

Country	 Ranking	 Score	 Ranking	 Score	 Ranking	 Score	 Ranking	 Score
	Ranking	Score	Ranking	Score	Ranking	Score	Ranking	Score
Ethiopia	98	27%	106	43%	101	17%	58	23%
Moldova (Republic of)	99	27%	99	45%	77	24%	109	13%
Madagascar	100	27%	119	39%	121	12%	33	31%
Peru	100	27%	94	47%	109	15%	65	20%
Chad	101	27%	82	50%	104	16%	93	16%
Romania	102	27%	56	54%	91	20%	139	6%
Rwanda	103	26%	117	39%	83	22%	80	18%
Morocco	104	26%	23	65%	143	5%	124	9%
Benin	105	26%	89	48%	114	13%	87	17%
Egypt	106	26%	43	57%	110	14%	141	6%
Venezuela	107	26%	72	51%	125	11%	100	15%
Albania	108	26%	108	42%	64	28%	134	7%
Estonia	109	26%	133	34%	66	27%	92	16%
Russian Federation	110	25%	101	44%	86	21%	118	11%
Côte d'Ivoire	111	25%	51	55%	120	12%	135	7%
Poland	112	24%	131	34%	78	24%	99	15%
Gabon	113	24%	53	54%	132	9%	122	10%
Mexico	114	24%	98	45%	115	13%	105	14%
Congo (Brazzaville)	115	24%	75	51%	136	8%	108	14%
Montenegro	116	24%	120	38%	74	25%	127	9%
Togo	117	24%	96	46%	127	11%	106	14%
Georgia	118	24%	90	47%	140	6%	83	17%
Ecuador	119	24%	115	40%	118	13%	79	18%
Hungary	120	23%	125	36%	82	22%	115	12%
Belarus	121	23%	137	31%	88	21%	74	19%
Brazil	122	23%	105	43%	112	14%	109	13%
Armenia	123	23%	100	45%	107	15%	130	9%
India	124	22%	136	31%	89	20%	101	15%
Czech Republic	125	22%	140	26%	87	21%	72	19%
Bulgaria	126	22%	109	42%	96	18%	144	5%
El Salvador	127	22%	118	39%	129	10%	95	15%
Japan	128	22%	142	23%	99	18%	56	23%
Serbia	129	21%	132	34%	76	24%	140	6%
Macedonia (FYRO)	130	20%	138	30%	70	26%	143	5%
Turkey	131	20%	113	40%	122	12%	126	9%
Croatia	132	20%	141	25%	72	25%	121	11%
Mauritania	133	20%	121	37%	134	8%	107	14%
Lao People's Democratic Republic	134	20%	143	22%	49	33%	145	4%
Tunisia	135	20%	103	44%	139	7%	132	8%
Afghanistan	136	19%	110	41%	141	6%	119	11%
Latvia	137	19%	139	28%	88	21%	128	9%
Lithuania	138	19%	N/a	N/a	94	19%	77	18%
Azerbaijan	139	18%	129	35%	133	8%	114	12%
Cambodia	140	18%	144	18%	55	30%	142	6%
Palestine (State of)	141	17%	124	37%	138	7%	129	9%
China	142	17%	135	31%	113	14%	133	7%
Greece	143	17%	128	36%	137	7%	136	7%
Yemen	144	15%	126	36%	144	2%	138	6%

### 3 Helping a stranger full table

Country	Ranking	Score
Lithuania	N/a	N/a
Libya	1	83% ▲
Iraq	2	81%
Kuwait	3	80% ▲
Liberia	4	80% ▲
Sierra Leone	5	80%
Bahrain	6	74%
Gambia (The)	7	74%
Saudi Arabia	8	74%
Kenya	9	72% ▼
United States of America	10	72%
South Africa	11	72%
Nigeria	12	71%
Trinidad and Tobago	13	70%
Zambia	14	70%
Jordan	15	68% ▲
United Arab Emirates	16	68%
Cameroon	17	67% ▲
Singapore	18	67% ▲
Uganda	19	67% ▼
Niger	20	66% ▲
New Zealand	21	66%
Malawi	22	66% ▼
Morocco	23	65% ▲
Australia	24	65%
Ireland	25	64% ▲
Namibia	26	64%
Dominican Republic	27	64%
Jamaica	28	63%
United Kingdom	29	63% ▲
Haiti	30	62% ▲
Ghana	31	62%
Iran	32	61%
Zimbabwe	33	61% ▼
Cyprus	34	60% ▲
Hong Kong	35	60%
South Sudan	36	60% ▲
Tajikistan	37	59% ▲
Botswana	38	59% ▼
Costa Rica	39	59% ▼
Lesotho	40	58% ▼
Denmark	41	58%
Germany	42	58%
Egypt	43	57% ▲
Bangladesh	44	57% ▲
Canada	45	57% ▼
Mauritius	46	57% ▲
Spain	47	56% ▲

Country	Ranking	Score
Democratic Republic of the Congo	48	56% ▲
Burkina Faso	49	56% ▲
Colombia	50	56% ▼
Côte d'Ivoire	51	55%
Chile	52	54% ▲
Gabon	53	54% ▼
Honduras	54	54%
Norway	55	54% ▲
Romania	56	54% ▼
Senegal	57	54% ▼
Algeria	58	54%
Malta	59	53% ▲
Finland	60	53%
Paraguay	61	53% ▲
Austria	62	52%
Mali	63	52%
Sri Lanka	64	52%
Nicaragua	65	52% ▲
Guinea	66	52%
Central African Republic	67	52% ▲
Kyrgyzstan	68	52% ▲
Argentina	69	52% ▼
Sweden	70	52%
Netherlands	71	52%
Guatemala	72	51% ▼
Venezuela	72	51% ▲
Uzbekistan	73	51% ▼
Belgium	74	51% ▲
Congo (Brazzaville)	75	51% ▼
Portugal	76	50% ▲
Mozambique	77	50%
Israel	78	50% ▲
Nepal	79	50% ▲
Iceland	80	50% ▲
Kosovo	81	50% ▼
Chad	82	50% ▲
Uruguay	83	49% ▼
Taiwan, Province of China	84	49% ▼
Lebanon	85	49%
Bolivia	86	49% ▼
Panama	87	48% ▼
Turkmenistan	88	48% ▲
Benin	89	48% ▲
Georgia	90	47% ▲
Slovenia	91	47% ▲
Republic of Korea	92	47% ▲
Tanzania (United Republic of)	93	47% ▼
Peru	94	47% ▼

### 3 Helping a stranger full table continued

Country	 Ranking	 Score
Italy	95	46%
Togo	96	46%
Indonesia	97	46%
Mexico	98	45%
Moldova (Republic of)	99	45% ▲
Armenia	100	45%
Russian Federation	101	44% ▲
Philippines	102	44% ▼
Tunisia	103	44% ▼
Pakistan	104	43% ▼
Brazil	105	43% ▼
Ethiopia	106	43%
Ukraine	107	42%
Albania	108	42%
Bulgaria	109	42% ▲
Afghanistan	110	41% ▼
Mongolia	111	41% ▼
Myanmar	112	40% ▼
Turkey	113	40%
Luxembourg	114	40%
Ecuador	115	40% ▼
Switzerland	116	40%
Rwanda	117	39% ▼
El Salvador	118	39% ▼
Madagascar	119	39% ▲
Montenegro	120	38%
Mauritania	121	37%
France	122	37%
Bosnia and Herzegovina	123	37% ▼
Palestine (State of)	124	37% ▼
Hungary	125	36%
Yemen	126	36% ▲
Thailand	127	36% ▼
Greece	128	36% ▼
Azerbaijan	129	35% ▲
Kazakhstan	130	35% ▼
Poland	131	34%
Serbia	132	34% ▲
Estonia	133	34%
Slovakia	134	32%
China	135	31%
India	136	31% ▼
Belarus	137	31% ▲
The former Yugoslav Republic of Macedonia	138	30% ▼
Latvia	139	28%
Czech Republic	140	26% ▲
Croatia	141	25% ▲
Japan	142	23%

Country	 Ranking	 Score
Lao People's Democratic Republic	143	22%
Cambodia	144	18%

Data shows countries interviewed in 2017.

Countries' scores indicate a rise or fall in scores of three percentage points or more since the 2016 survey.



▲ Score has increased by at least three percentage points.



▼ Score has decreased by at least three percentage points.

Scores in plain text have seen a change of less than three percentage points either way, or were not surveyed in 2016

CAF World Giving Index scores are shown to the nearest whole number but the rankings and movement up and down are determined using two decimal points.

## 4 Donating money full table

Country	 Ranking	 Score
Myanmar	1	88%
Indonesia	2	78%
Australia	3	71% ▲
United Kingdom	4	68% ▲
New Zealand	5	68%
Netherlands	6	66%
Norway	7	65% ▲
Iceland	8	65% ▼
Ireland	9	64% ▲
Malta	10	64% ▼
United Arab Emirates	11	62% ▲
United States of America	12	61% ▲
Switzerland	13	60% ▲
Singapore	14	58%
Sweden	15	57%
Denmark	16	56%
Canada	17	56% ▼
Hong Kong	18	55% ▲
Germany	19	55%
Haiti	20	54% ▲
Austria	21	54% ▲
Thailand	22	53% ▼
Israel	23	53%
Iran	24	53% ▲
Bahrain	25	53%
Luxembourg	26	50%
Kenya	27	46% ▼
Belgium	28	45% ▲
Mauritius	29	42% ▼
Cyprus	30	42% ▲
Mongolia	31	41% ▲
Kosovo	32	40%
Republic of Korea	33	40%
Bosnia and Herzegovina	34	40% ▼
Finland	35	39%
Sri Lanka	36	39%
Kuwait	37	39% ▲
Kyrgyzstan	38	38% ▲
Uzbekistan	39	38% ▼
Turkmenistan	40	37% ▲
Trinidad and Tobago	41	37%
Nigeria	42	36% ▲
Slovenia	43	35% ▲
Italy	44	35% ▲
Spain	45	35%
Zambia	46	35%
Taiwan, Province of China	47	33%
Nepal	48	33%

Country	 Ranking	 Score
Lao People's Democratic Republic	49	33%
Chile	50	33% ▼
Tajikistan	51	32% ▲
Kazakhstan	52	32%
Honduras	53	31%
Slovakia	54	31%
Cambodia	55	30%
Tanzania (United Republic of)	56	30% ▼
Ghana	57	30%
Ukraine	58	29%
Iraq	59	29% ▲
South Sudan	60	29% ▼
Paraguay	61	28% ▲
Gambia (The)	62	28%
Libya	63	28% ▲
Albania	64	28%
Pakistan	65	27% ▼
Estonia	66	27% ▲
France	67	27%
Saudi Arabia	68	26%
Nicaragua	69	26%
The former Yugoslav Republic of Macedonia	70	26% ▼
Costa Rica	71	25% ▼
Croatia	72	25% ▼
Uruguay	73	25%
Montenegro	74	25%
Lebanon	75	24% ▼
Serbia	76	24%
Moldova (Republic of)	77	24%
Poland	78	24%
Bangladesh	79	23% ▲
Uganda	80	23% ▼
Sierra Leone	81	23%
Hungary	82	22% ▲
Rwanda	83	22%
Guinea	84	22% ▲
Guatemala	85	21% ▼
Russian Federation	86	21% ▲
Czech Republic	87	21%
Belarus	88	21%
Latvia	88	21%
India	89	20% ▼
Dominican Republic	90	20% ▼
Romania	91	20% ▼
Panama	92	20% ▼
Portugal	93	20% ▲
Lithuania	94	19% ▲
Democratic Republic of the Congo	95	19% ▲

## 4 Donating money full table continued

Country	Ranking	Score
Bulgaria	96	18%
Central African Republic	97	18% ▲
Cameroon	98	18%
Japan	99	18% ▼
South Africa	100	17% ▼
Ethiopia	101	17% ▼
Argentina	102	16%
Senegal	103	16% ▲
Chad	104	16% ▼
Colombia	105	15% ▼
Bolivia	106	15% ▼
Jamaica	106	15%
Armenia	107	15%
Malawi	108	15% ▼
Peru	109	15%
Egypt	110	14%
Liberia	111	14% ▼
Brazil	112	14% ▼
China	113	14% ▲
Benin	114	13%
Mexico	115	13% ▼
Jordan	116	13% ▼
Philippines	117	13% ▼
Ecuador	118	13% ▼
Algeria	119	13%
Côte d'Ivoire	120	12% ▼
Madagascar	121	12% ▲
Turkey	122	12%
Mali	123	11%
Mozambique	124	11%
Venezuela	125	11%
Burkina Faso	126	11% ▼
Togo	127	11% ▼
Zimbabwe	128	10%
El Salvador	129	10%
Niger	130	10%
Namibia	131	10%
Gabon	132	9%
Azerbaijan	133	8%
Mauritania	134	8%
Botswana	135	8%
Congo (Brazzaville)	136	8% ▼
Greece	137	7%
Palestine (State of)	138	7% ▼
Tunisia	139	7% ▼
Georgia	140	6%
Afghanistan	141	6% ▼
Lesotho	142	5% ▼

Country	Ranking	Score
Morocco	143	5%
Yemen	144	2%

Data shows countries interviewed in 2017.

Countries' scores indicate a rise or fall in scores of three percentage points or more since the 2016 survey.



▲ Score has increased by at least three percentage points.

▼ Score has decreased by at least three percentage points.

Scores in plain text have seen a change of less than three percentage points either way, or were not surveyed in 2016

CAF World Giving Index scores are shown to the nearest whole number but the rankings and movement up and down are determined using two decimal points.

## 5 Volunteering time full table

Country	 Ranking	 Score	Country	 Ranking	 Score
Indonesia	1	53%	Finland	49	26%
Liberia	2	47%	Austria	50	26%
Kenya	3	45% ▼	Malta	51	25%
Sri Lanka	4	45%	Libya	52	24% ▲
New Zealand	5	40%	Guinea	53	24% ▲
Australia	6	40%	Israel	54	23%
Ireland	7	40%	Denmark	55	23%
United States of America	8	39%	Japan	56	23% ▲
Singapore	9	39% ▲	United Arab Emirates	57	23% ▼
Mauritius	10	38%	Ethiopia	58	23% ▲
Switzerland	11	37% ▲	Nicaragua	59	22%
Sierra Leone	12	37% ▼	Paraguay	60	22% ▲
Netherlands	13	37%	Slovakia	61	22% ▲
Nigeria	14	37% ▲	Panama	62	21%
Tajikistan	15	36% ▼	Namibia	63	21%
Mongolia	16	36%	Bolivia	64	21%
Ghana	17	36%	Peru	65	20%
Turkmenistan	18	35% ▲	Mali	66	20% ▲
Slovenia	19	35% ▲	Niger	67	20% ▲
Zambia	20	34%	Uzbekistan	68	20%
South Africa	21	34%	Lesotho	69	20% ▼
Myanmar	22	34% ▼	Iran	70	20% ▼
United Kingdom	23	33% ▲	Burkina Faso	71	19%
Bahrain	24	33%	Czech Republic	72	19% ▲
Luxembourg	25	33% ▲	Iraq	73	19%
Canada	26	33%	Belarus	74	19%
Honduras	27	32%	Taiwan, Province of China	75	19%
Dominican Republic	28	32%	Hong Kong	76	19%
Norway	29	32%	Lithuania	77	18% ▲
Trinidad and Tobago	30	31%	Zimbabwe	78	18%
France	31	31%	Ecuador	79	18% ▼
Haiti	32	31% ▲	Rwanda	80	18%
Madagascar	33	31% ▲	Kyrgyzstan	81	18% ▲
Gambia (The)	34	30%	Italy	82	17%
South Sudan	35	29% ▲	Georgia	83	17% ▲
Democratic Republic of the Congo	36	29% ▲	Algeria	84	17%
Jamaica	37	29%	Spain	85	17% ▲
Guatemala	38	28%	Costa Rica	86	17% ▼
Philippines	39	28% ▼	Benin	87	17%
Mozambique	40	27%	Colombia	88	17%
Iceland	41	27%	Kazakhstan	89	16%
Nepal	42	27%	Cameroon	90	16% ▼
Central African Republic	43	27% ▲	Botswana	91	16% ▲
Belgium	44	27%	Estonia	92	16% ▼
Cyprus	45	26%	Chad	93	16%
Germany	46	26% ▲	Portugal	94	15%
Uganda	47	26%	El Salvador	95	15% ▼
Malawi	48	26% ▼	Republic of Korea	96	15%

## 5 Volunteering time full table continued

Country	Ranking	Score	
Uruguay	97	15%	
Argentina	98	15%	▼
Poland	99	15%	
Venezuela	100	15%	▲
India	101	15%	▼
Chile	102	15%	
Ukraine	103	15%	
Senegal	104	15%	▼
Mexico	105	14%	
Togo	106	14%	
Mauritania	107	14%	▲
Congo (Brazzaville)	108	14%	
Brazil	109	13%	▼
Moldova (Republic of)	109	13%	▼
Bangladesh	110	13%	▲
Sweden	111	13%	
Pakistan	112	13%	
Thailand	113	12%	▼
Azerbaijan	114	12%	▼
Hungary	115	12%	
Saudi Arabia	116	12%	
Lebanon	117	12%	
Russian Federation	118	11%	
Afghanistan	119	11%	▼
Kuwait	120	11%	▼
Croatia	121	11%	
Gabon	122	10%	
Kosovo	123	10%	▲
Morocco	124	9%	
Jordan	125	9%	▼
Turkey	126	9%	
Montenegro	127	9%	
Latvia	128	9%	▲
Palestine (State of)	129	9%	
Armenia	130	9%	▲
Tanzania (United Republic of)	131	8%	▼
Tunisia	132	8%	▼
China	133	7%	
Albania	134	7%	
Côte d'Ivoire	135	7%	
Greece	136	7%	▼
Bosnia and Herzegovina	137	7%	
Yemen	138	6%	
Romania	139	6%	
Serbia	140	6%	
Egypt	141	6%	
Cambodia	142	6%	
The former Yugoslav Republic of Macedonia	143	5%	▼

Country	Ranking	Score
Bulgaria	144	5%
Lao People's Democratic Republic	145	4%

Data shows countries interviewed in 2017.

Countries' scores indicate a rise or fall in scores of three percentage points or more since the 2016 survey.

▲ Score has increased by at least three percentage points.

▼ Score has decreased by at least three percentage points.

Scores in plain text have seen a change of less than three percentage points either way, or were not surveyed in 2016

CAF World Giving Index scores are shown to the nearest whole number but the rankings and movement up and down are determined using two decimal points.



# 6 METHODOLOGY

This report is primarily based upon data from Gallup's World View World Poll,<sup>16</sup> which is an ongoing research project carried out in 146 countries in 2017 that together represent around 95% of the world's population<sup>17</sup>. The survey asks questions on many different aspects of life today including giving behaviour. The countries surveyed and questions asked in each region varies from year to year and is determined by Gallup. More detail on Gallup's methodology can be viewed online.<sup>18</sup>

In most countries surveyed, 1,000 questionnaires are completed by a representative sample of individuals living across the country. The coverage area is the entire country including rural areas. The sampling frame represents the entire civilian, non-institutionalised, aged 15 and older population of the entire country. In some bigger countries, larger samples are collected (e.g. 4,141 interviews in China; 2,000 in the Russian Federation), while in a small number of countries, the poll covers 500 to 1,000 people but still features a representative sample. The survey is not conducted in a limited number of instances including where the safety of interviewing staff is threatened, scarcely populated islands in some countries, and areas that interviewers can reach only by foot, animal or small boat. In all, more than 153,164 people were interviewed by Gallup in 2017 and samples are probability-based. Surveys are carried out by telephone or face-to-face depending on the country's telephone coverage.

There is of course a margin of error (the amount of random sampling error) in the results for each country, which is calculated by Gallup around a proportion at the 95% confidence level (the level of confidence that the results are a true reflection of the whole population). The maximum margin of error is calculated assuming a reported percentage of 50% and takes into account the design effect.

## Calculation of CAF World Giving Index ranking

The percentages shown in the Index and within this publication are all rounded to the nearest whole number or to one decimal place. In reality though, for the analysis by CAF, the percentage scores are to two decimal places.

Due to rounding therefore, there are some occasions in the ranking of countries where two or more countries appear to have the same percentage, but are not placed equally. This is because there is a small amount of difference in the numbers to two decimal places. This also affects the calculation of percentage point change across years, which is based on the actual figure to decimal places, rather than the rounded number displayed.

---

<sup>16</sup> Gallup's website: <http://www.gallup.com/services/170945/world-poll.aspx>

<sup>17</sup> World Population Prospects, the 2017 Revision, United Nations Department of Economic & Social Affairs: <https://esa.un.org/unpd/wpp/>. The United Nations report a world population of 5.45 billion in 2015, for those aged 15 +. This is the latest data available.

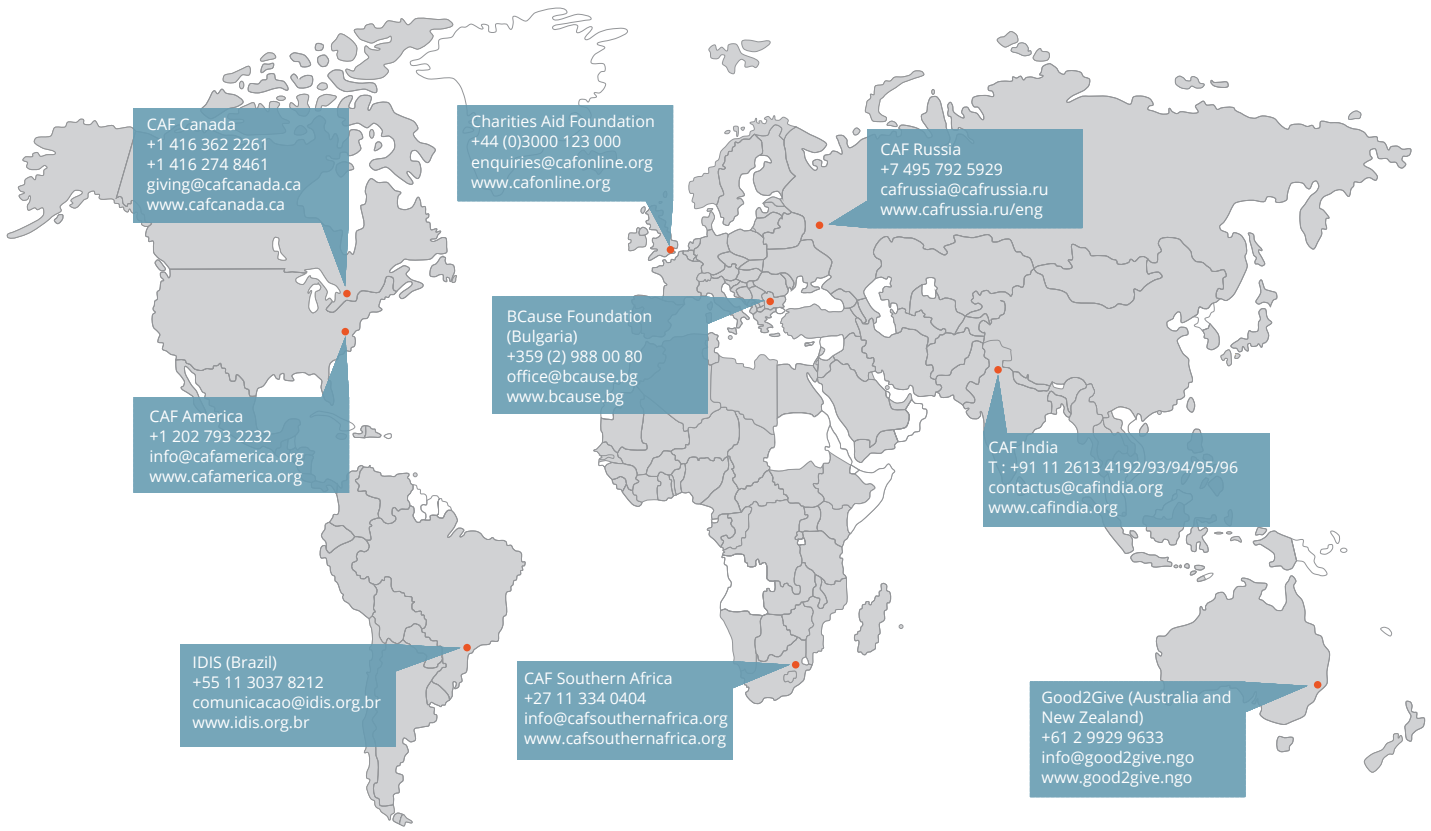
<sup>18</sup> Gallup World Poll Methodology: <http://www.gallup.com/poll/105226/world-poll-methodology.aspx> Details of each country's dataset available: <http://www.gallup.com/services/177797/country-data-set-details.aspx>

# 7 SURVEYED COUNTRIES

CAF World Giving Index 2018



Afghanistan	China	Greece	Lebanon	Norway	Taiwan, Province of China
Albania	Colombia	Guatemala	Lesotho	Pakistan	Tajikistan
Algeria	Congo (Brazzaville)	Guinea	Liberia	Panama	Tanzania
Argentina	Costa Rica	Haiti	Libya	Paraguay	Thailand
Armenia	Cote d'Ivoire	Honduras	Lithuania	Peru	Togo
Australia	Croatia	Hong Kong	Luxembourg	Philippines	Trinidad and Tobago
Austria	Cyprus	Hungary	Macedonia (FYRO)	Poland	Tunisia
Azerbaijan	Czech Republic	Iceland	Madagascar	Portugal	Turkey
Bahrain	Denmark	India	Malawi	Republic of Korea	Turkmenistan
Bangladesh	Democratic Republic of the Congo	Indonesia	Mali	Romania	Uganda
Belarus	Dominican Republic	Iran	Malta	Russian Federation	Ukraine
Belgium	Ecuador	Iraq	Mauritania	Rwanda	United Arab Emirates
Benin	Egypt	Ireland	Mauritius	Saudi Arabia	United Kingdom
Bolivia	El Salvador	Israel	Mexico	Senegal	United States of America
Bosnia and Herzegovina	Estonia	Italy	Moldova	Serbia	Uruguay
Botswana	Ethiopia	Jamaica	Mongolia	Sierra Leone	Uzbekistan
Brazil	Finland	Japan	Montenegro	Singapore	Venezuela
Bulgaria	France	Jordan	Morocco	Slovakia	Yemen
Burkina Faso	Gabon	Kazakhstan	Mozambique	Slovenia	Zambia
Cambodia	Gambia (The)	Kenya	Myanmar	South Africa	Zimbabwe
Cameroon	Georgia	Kosovo	Namibia	South Sudan	
Canada	Germany	Kuwait	Nepal	Spain	
Central African Republic	Ghana	Kyrgyzstan	Netherlands	Sri Lanka	
Chad		Lao People's Democratic Republic	New Zealand	State of Palestine	
Chile		Latvia	Nicaragua	Sweden	
			Niger	Switzerland	
			Nigeria		



CAF Canada  
+1 416 362 2261  
+1 416 274 8461  
giving@cafcanada.ca  
www.cafcanada.ca

Charities Aid Foundation  
+44 (0)3000 123 000  
enquiries@cafonline.org  
www.cafonline.org

CAF Russia  
+7 495 792 5929  
cafrussia@cafrussia.ru  
www.cafrussia.ru/eng

CAF America  
+1 202 793 2232  
info@cafamerica.org  
www.cafamerica.org

BCause Foundation  
(Bulgaria)  
+359 (2) 988 00 80  
office@bcause.bg  
www.bcause.bg

CAF India  
T : +91 11 2613 4192/93/94/95/96  
contactus@cafindia.org  
www.cafindia.org

IDIS (Brazil)  
+55 11 3037 8212  
comunicacao@idis.org.br  
www.idis.org.br

CAF Southern Africa  
+27 11 334 0404  
info@cafsouthernafrica.org  
www.cafsouthernafrica.org

Good2Give (Australia and  
New Zealand)  
+61 2 9929 9633  
info@good2give.ngo  
www.good2give.ngo



At CAF, we exist to make giving go further, so together we can transform more lives and communities around the world. We are CAF and we make giving count.

[www.cafonline.org](http://www.cafonline.org)

23798/0818

 @cafonline

 Charities Aid Foundation

Registered charity number 268369