

CAF WORLD GIVING INDEX

10TH EDITION

Ten years of
giving trends

October 2019

CONTENTS

Foreword	3
About this 10th edition report	4
Key findings	5
Laying the Groundwork for Growing Giving	6
The CAF World Giving Index	7
The world's highest scoring countries over 10 years	7
The world's lowest scoring countries over 10 years	8
The top 10 over time	9
Risers and Fallers	13
Helping a stranger	14
Donating money	16
Volunteering time	18
Giving behaviours for men and women	20
Giving behaviours across the generations	21
Method	22
CAF World Giving Index full table	23

FOREWORD

Welcome to this 10th anniversary special edition of CAF's World Giving Index.

We are once again very proud to produce the world's largest survey of charitable endeavours from across the globe. That pride is not in celebration of our small part in telling this story, but rather in the generosity of people who give both their time and money to the people and causes that they care about.

As this study now represents a full decade's worth of data, we have taken a different tack this year in an effort to uncover longer term trends in giving and identify countries that are consistently among the biggest givers, along with those which are trailing behind.

The results represent the views of more than 1.3 million people in more than 125 countries. They were surveyed over a period of time that included the depths of the financial crisis and its fallout, brighter times as the global economy began to bounce back and into more recent moments of geopolitical unrest.

For CAF, these findings are essential as they provide us with a roadmap to help pinpoint areas which merit further research in our drive to grow giving in all its forms.

There are worrying trends identified again this year. The United States of America emerges as the world's most generous country over the course of the study, but the numbers belie a dip in donations in more recent years and echo what we have seen in other developed countries. The results this year also tell us that generosity is not confined to any country or region, culture or religion or dependent on the relative wealth of the population.

Indeed, there is no secret to success in growing giving around the world, there is only hard work, an awareness of the inherent value of that generosity to our communities and a shared commitment to do more to make the biggest possible difference in the lives of our friends and neighbours.



Sir John Low
Chief Executive
Charities Aid Foundation

ABOUT THIS 10TH EDITION REPORT

Background

CAF has been producing its World Giving Index for a decade and we are delighted this year to present this special 10th edition. To celebrate 10 years of data, we decided to look at the top and bottom countries aggregated for the 10 years. This is the first time we have reported on the bottom performing countries as well as the top performing. We have also taken a look at the biggest risers and fallers over the ten year period.

As with the other years we have produced this report, our aim remains the same: to provide insight into the scope and nature of giving around the world. In order to ensure that giving is understood in its various forms, the report looks at three aspects of giving behaviour. The questions that lie at the heart of the report are:

Have you done any of the following in the past month?



Helped a stranger, or someone you didn't know who needed help?



Donated money to a charity?



Volunteered your time to an organisation?

This report includes the results of around 1.3 million individuals interviewed across the globe over the last 10 years. The result is the biggest survey into giving ever produced and made freely available.

All fieldwork across the 10 years has been conducted by the market research firm, Gallup,¹ as part of its World Poll initiative.²

CAF World Giving Index 10th edition - about the data

For this edition, we are including aggregate data for each country across the 10 years interviewing was conducted, namely 2009-2018. This data corresponds to the reports issued the year after interviewing took place (i.e. CAF World Giving Index 2010 refers to data collected in 2009).

Due to the small variation in countries Gallup interview in each year, we have only included countries in this report for which data was available for at least eight of the last 10 years. This means that this report is based on 128 countries. A full explanation of the method used is included on page 22 of this report.

CAF World Giving Index ranking and scores

In order to establish a rounded measure of giving behaviour across the world, the CAF World Giving Index relies on a simple averaging of the responses from the three key questions asked in each country. Each country is given a percentage score and countries are ranked on the basis of these scores. For this 10th edition we have then averaged the scores across the 10 years to give us aggregate numbers.

About us

Charities Aid Foundation (CAF) is a leading international charity registered in the United Kingdom, with nine offices covering six continents. We exist to make giving go further, so together we can transform more lives and communities around the world. We are a charity, a bank and a champion for better giving, and for over 90 years we've been helping donors, companies, charities and social organisations make a bigger impact.

We are CAF and we make giving count.

1 Gallup website: www.gallup.com/home.aspx

2 Gallup World Poll website: <http://www.gallup.com/services/170945/world-poll.aspx>

KEY FINDINGS

The most generous country in the world over a decade of CAF World Giving Index is the United States of America

The United States of America occupies first place over the last 10 years with a score of 58%. This is followed by Myanmar in second place and New Zealand in third place. Indonesia, however, is the only country in the top 10 to have improved its one year scores over recent years, with the others on a downwards trajectory.

New Zealand is the only country to feature in the top 10 on all three giving measures

New Zealand ranks amongst the top 10 countries over 10 years, not only on the overall World Giving Index, but also on each of the three measures which make up the Index; helping a stranger, donating money and volunteering time – it is the only country to do so. At the other end, China is the only country to feature in the bottom 10 on all three measures and is, in fact, in last place of all the countries included on its overall World Giving Index score.

Half of the biggest risers over time are from Asia

Since the World Giving Index was first produced in 2010, five of the top 10 biggest risers are to be found in Asia, with Indonesia leading the way.

More than two and a half billion people have helped a stranger in the last decade

Helping a stranger is the most commonly performed giving behaviour across the world with 48.3% having done so across the 10 years of the World Giving Index. This equates to more than two and a half billion people.

There is no ‘magic bullet’ answer to tell us ‘what makes a country generous?’

There is no one trait that points to a country's generosity. Top performing countries represent a wide range of geographies, religions, cultures and levels of wealth – what they all have in common is simply an inspiring willingness to give.

LAYING THE GROUNDWORK FOR GROWING GIVING

The CAF World Giving Index offers a unique glimpse of global trends in generosity. It enables us to provide answers to questions about where people are most likely to engage in prosocial activities and to champion the growth of global giving. However, it does not attempt to tell us what factors are driving the growth in generosity, nor does it highlight the barriers which need to be removed to unleash it.

In 2017, CAF launched a new initiative, The Groundwork for Growing Giving campaign which seeks to highlight the potential for fast growing emerging economies to drive a golden age of generosity and deliver a sustainable development which works for all. Learning from the message of the CAF World Giving Index, the campaign seeks to create an inclusive culture of generosity and envisions a world where everyone gives. With as many as 2.4 billion people set to join the world's middle classes by 2030, it is crucial that we ensure that the groundwork is put in place to support and encourage a mass engagement in giving.³

To achieve this, we are calling for governments to:

- make sure that civil society organisations are **regulated in a fair, consistent and open way**
- **make it easy for people to give** and offer incentives for giving where possible
- **promote civil society** as an independent voice in public life and **respect the right** of not-for-profit organisations to speak out on important issues

International funders to:

- provide **funding for organisations which provide support to donors and civil society organisations** to build infrastructure that can continue to generate funds for civil society even after aid ends
- **fund local organisations directly** to improve the accountability and efficiency of aid
- recognise the importance of **helping grantees to build sustainable domestic support** and fund accordingly

Civil society organisations to:

- **ensure good governance and be honest about impact** to build public trust in civil society organisations
- meaningfully **engage local communities in decision making** so civil society becomes locally owned
- recognise and **build on traditional forms of giving** to create organisations and a culture of giving which works to the strengths of the local context

To find out more about the Groundwork for Growing Giving campaign and to find out how you can support it, please visit <https://www.cafonline.org/about-us/caf-campaigns/campaigning-for-a-giving-world/groundwork-for-growing-giving>.

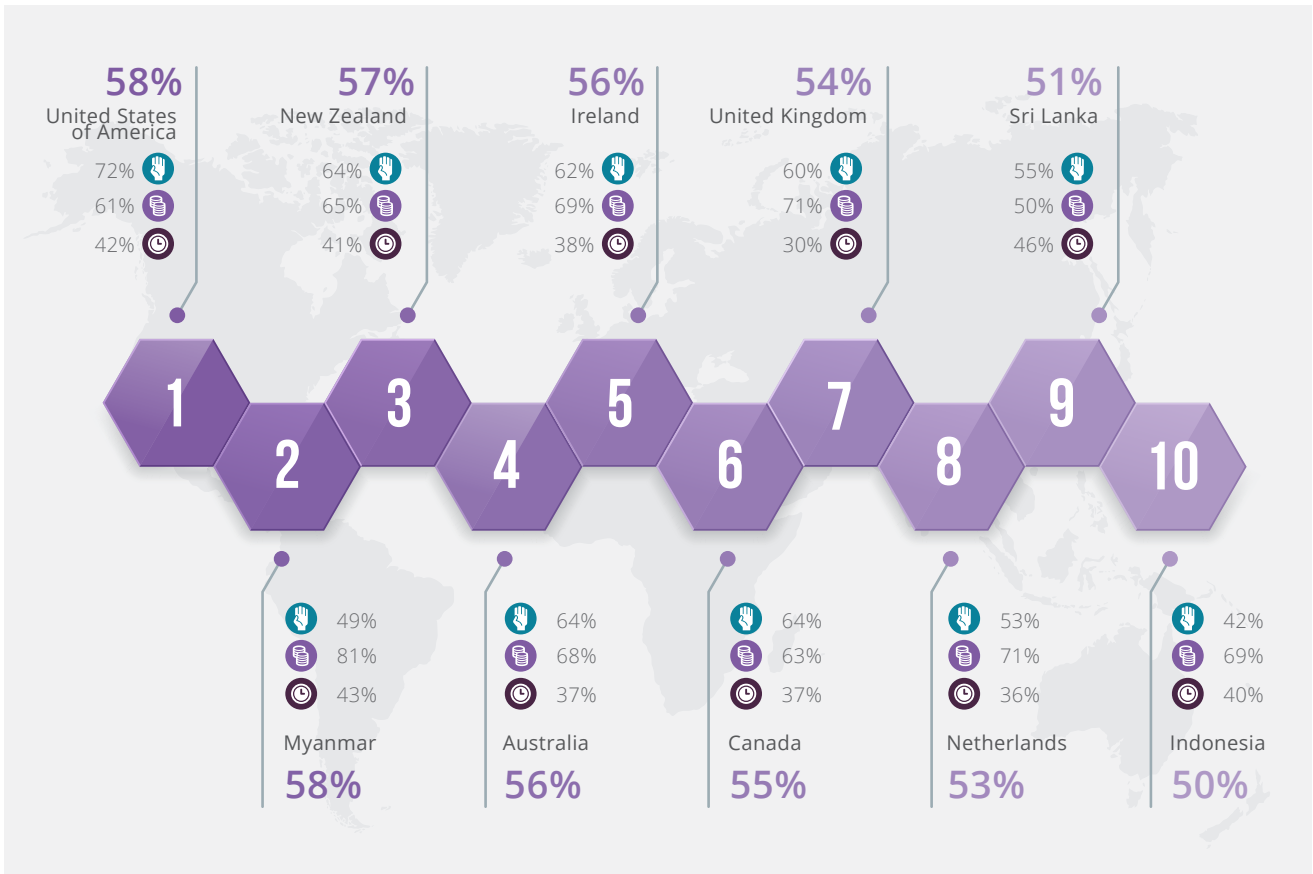
We are pleased to announce that early next year we will be publishing reports looking at South Africa, Uganda, Kenya and Tanzania, where we have been conducting in-depth research into giving cultures amongst the middle classes, which amongst other things will help to inform the above.

3 Kharas, H. (2017) The unprecedented expansion of the global middle class: an update. Brookings Institute.

THE CAF WORLD GIVING INDEX

The world's highest scoring countries over 10 years

Figure 1: Highest scoring countries over 10 years (aggregate)



The United States of America is the world's most generous country over the last 10 years, according to the CAF World Giving Index 10th edition. Consistently high numbers of Americans say that they helped a stranger, donated money or volunteered time and this has ensured its position as highest performer when we look at the last decade as a whole, with a score of 58%. Myanmar and New Zealand take second and third place.

New Zealand is in fact the only country to appear in the top 10 for all three measures we ask about; helping a stranger, donating money and volunteering time.

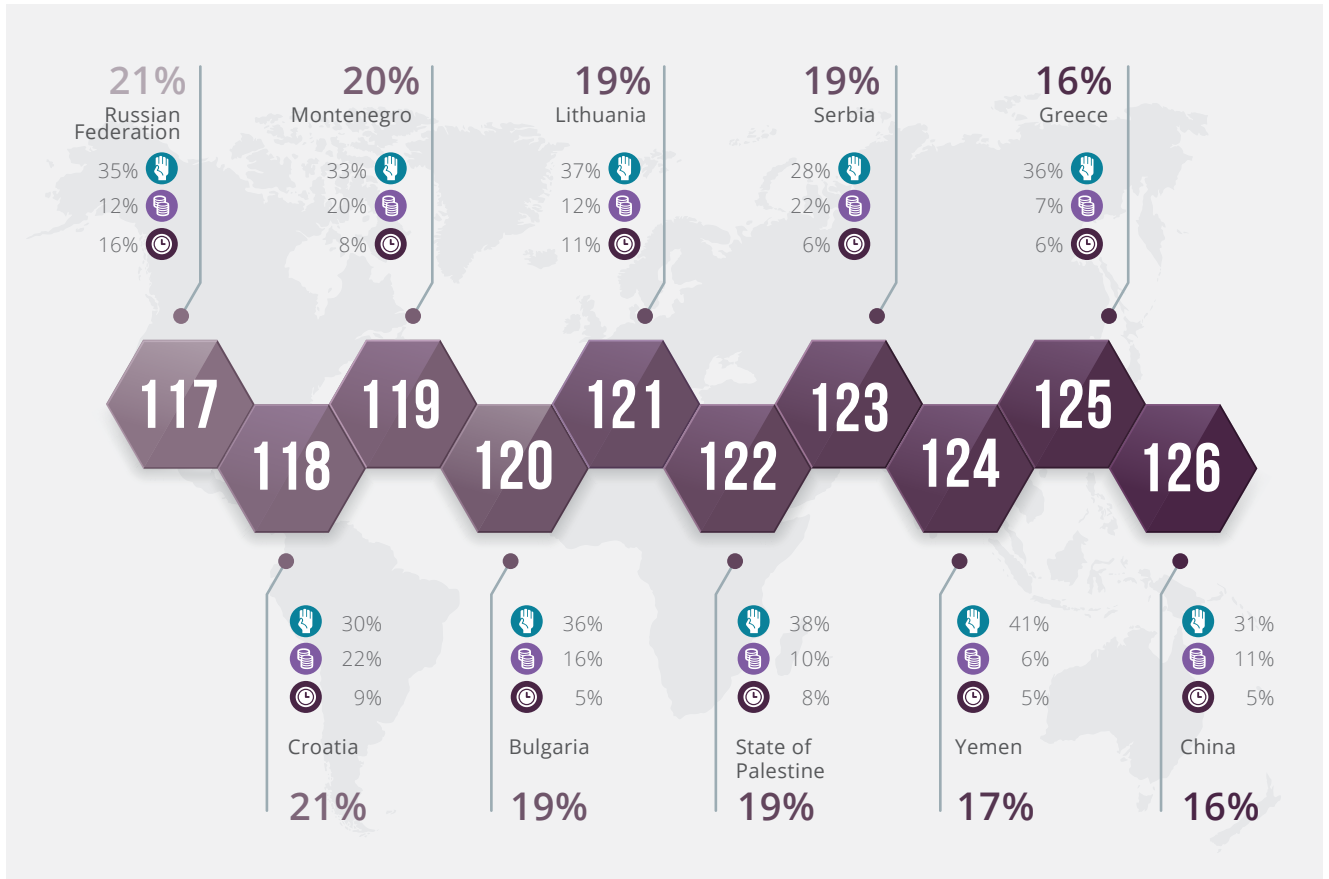
The overall scores show that there is no real trend in terms of 'types' of country that are likely to appear high up on the Index. The top three countries on the CAF World Giving Index come from three different continents, have varying income levels and prevalent religions, as well as a number of other differing variables. This is a theme that we will see throughout this report and that we have seen across the years – there is no 'secret ingredient' that makes a country generous.

Whilst seven of the top 10 countries are amongst the wealthiest in the world, some are much less affluent: Myanmar, Sri Lanka and Indonesia are all classified by the UN as lower-middle-income countries.

In the next section we will look at how these countries have performed over time, but it is key to note that Indonesia, which occupies 10th place overall, features as the only one of the top 10 to have improved significantly over the course of the World Giving Index.

The world's lowest scoring countries over 10 years

Figure 2: Lowest scoring countries over 10 years (aggregate)



As mentioned previously, for this 10th edition of the CAF World Giving Index we are, for the first time, looking at the lowest scoring countries on the Index. As with the top 10 highest scoring countries, the lowest scoring also come from a number of different continents, with differing levels of income and differing prevalent religions.

However, countries which score lowest on the Index include those afflicted by war and severe economic problems, as well as countries where there is a young civil society, or where the relationship between the state and civil society is a fractious one.

China has the lowest Index score over the 10 years at 16% and in fact is the only country that appears in the bottom 10 for all three measures we ask about; helping a stranger, donating money and volunteering time.

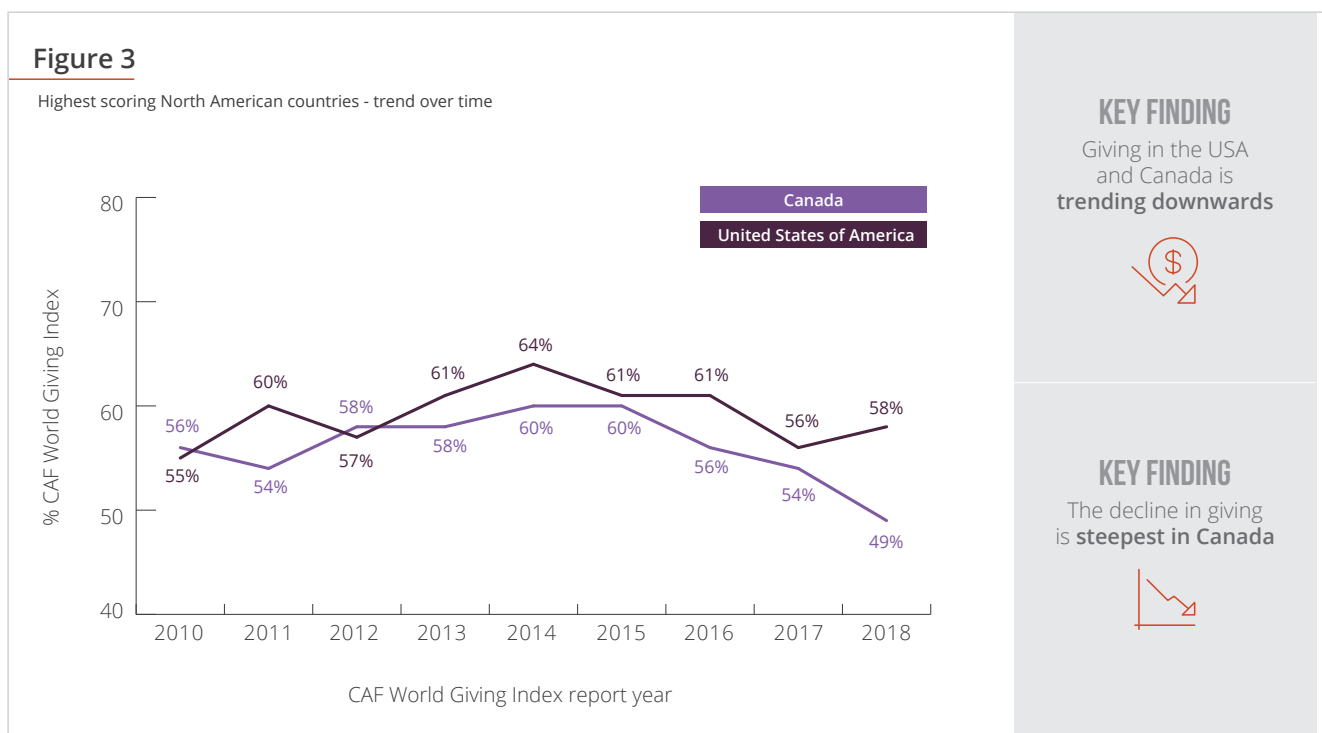
THE TOP 10 OVER TIME

This section of the report looks at trends within our top 10 highest scoring countries over time. We have combined these at a continental level for ease of comparison.

Levels of giving in the USA and Canada are trending downwards over recent years.

The USA peaked in our CAF World Giving Index 2014 with a score of 64%, but then saw a steady decline in the next three reports, reaching as low as 56% in World Giving Index 2017. There was a very slight increase to 58% in World Giving Index 2018 but still lower than the four year period between 2013 and 2016. Overall, therefore, the USA has been on a downward trend in recent years.

Canada has also seen a steady decline since the 2014 World Giving Index and the decline has been more pronounced than in the United States, falling below the 50% mark for the first time in World Giving Index 2018, which was an 11 percentage point drop since it peaked in World Giving Index 2015. Canada's overall 10 year score is thus particularly dependent on its stronger performance in the first five years of the World Giving Index.



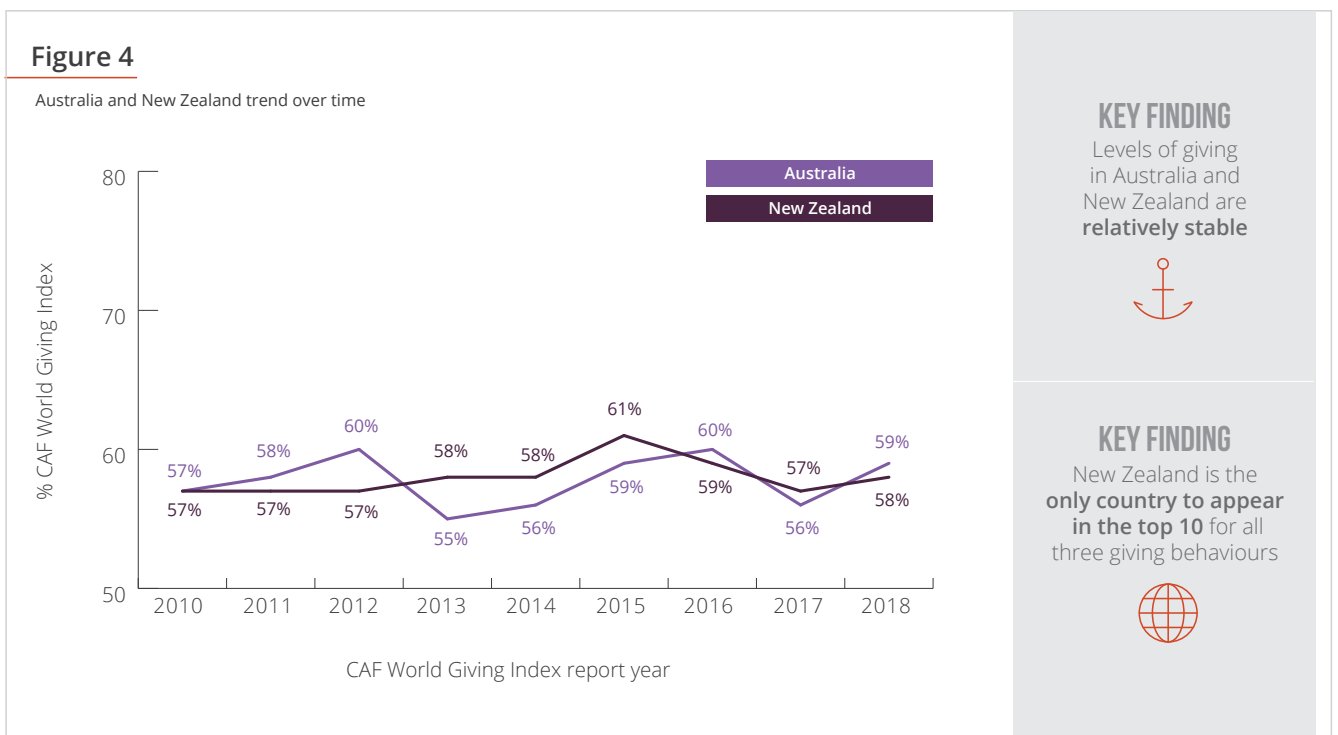
It will be key to see how the USA and Canada perform over the next few years with their overall high scores being held up by the early year scores on the World Giving Index. We will also be looking to see how the USA fares, especially in terms of donating money, in the wake of the 2017 tax overhaul which has resulted in millions of Americans no longer claiming a specific charitable deduction for their donations through their tax return.⁴

4 <https://econweb.ucsd.edu/~jandreon/AndreoniDurnford20190715a.pdf>

In Australia and New Zealand, the Index scores are the most consistent of any continent.

Unlike in the USA and Canada where we have seen a general downward trajectory in scores over the last few years, these two countries in Oceania move up and down more although they are also remarkably consistent with top and bottom scores only 5 percentage points apart. This is the most consistent of any of the continents over the years.

Australia saw peaks of 60% in the CAF World Giving Index in 2012 and 2016 and came close again reaching 59% in World Giving Index 2018. New Zealand meanwhile peaked at 61% in World Giving Index 2015.

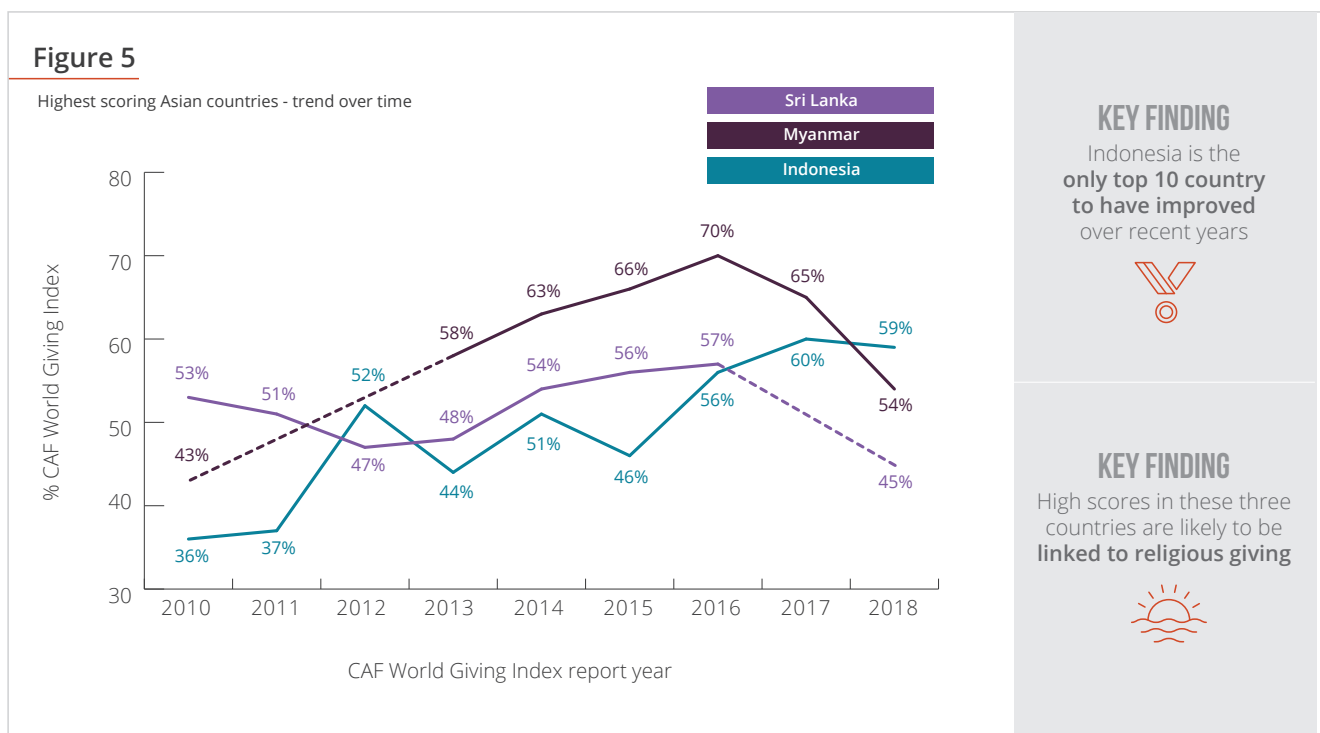


Australia and New Zealand occupied joint first place in the first ever World Giving Index we produced in 2010. It is testimony to how scores in other countries have increased over time that they were able to do this with a score of 57% which has transpired to be one of the lowest scores they have recorded over the years of the report.

Indonesia is the only country in our top 10 to have improved over recent years.

Coming from a starting point of 36% and in joint 50th place in our first ever CAF World Giving Index in 2010, Indonesia reached number one on our one year World Giving Index for the first time in 2018 with a score of 59%. This followed a steady increase over four years.

This is likely to be linked to the Islamic practice of Zakat and, in particular, a big push from the Indonesian government in partnership with the UN to link Zakat to the Sustainable Development Goals⁵. We will explore this in a subsequent, separate paper.



Myanmar, which has been ranked the most generous country in the world for four of the past 10 years, has seen a steep decline across all three of the measures since World Giving Index 2016. This came on the back of a 12 percentage point increase between 2013 and 2016.

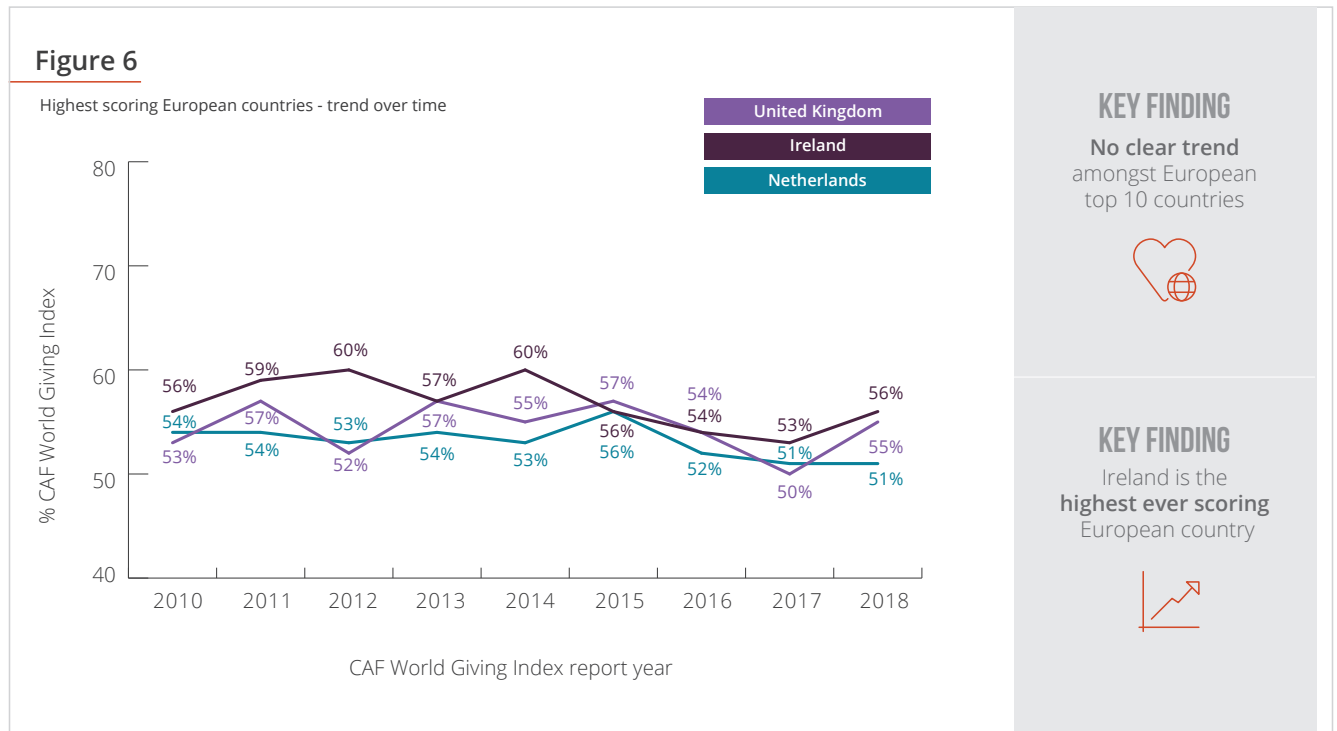
Unfortunately Sri Lanka was not included in the Gallup World poll in 2016. This means it did not feature in the World Giving Index in 2017 and so we cannot be confident of its trajectory. However, from 2013 it followed a similar upwards pattern to Myanmar before falling to its lowest level of 45% in the World Giving Index 2018.

Both Myanmar and Sri Lanka have a high population of Theravada Buddhists for whom small, frequent acts of giving to those living a monastic lifestyle are the norm. This type of giving is believed to have contributed to both countries' historically high scores on the Index.

5 <https://www.worldfinancialreview.com/indonesia-is-giving-proof-of-a-zakat-paradigm-shift/>

Ireland, the United Kingdom and the Netherlands fluctuate over time.

The highest scoring European countries - the UK, Ireland and the Netherlands - fluctuate more year on year than the other top 10 countries. Their scores show no clear trend over time. Over the period, Ireland peaks at 60% on the World Giving Index in 2012 and 2014 but then reaches its lowest point of 53% in World Giving Index 2017, the same time the United Kingdom and the Netherlands also reached their lowest points. Meanwhile the highest scores of 57% were recorded by the United Kingdom in World Giving Index 2011, 2013 and 2015. 2015 was also the year when the Netherlands scored its highest Index result of 56%.



RISERS AND FALLERS

This section looks at which countries have improved the most over the past decade. Countries for which at least eight years of data are available have been ranked according to the improvement in their overall Index since we first produced the CAF World Giving Index in 2010.

The biggest risers and fallers have been calculated using three year rolled averages. This helps to lessen the effects sometimes seen when interviewing happens to have coincided with events such as Ramadan or Christmas or indeed a disaster in a given year. Events such as these can have a dramatic but short-lived effect on a country's scores.

▲ BIGGEST RISERS

- 1 Indonesia
- 2 Kenya
- 3 Singapore
- 4 Malaysia
- 5 Iraq
- 6 South Africa
- 7 Haiti
- 8 Rwanda
- 9 Bosnia and Herzegovina
- 10 United Arab Emirates

Over the last decade, Indonesia and Kenya are the most improved countries overall, having increased their Index score by an average of 19 points each.

Indonesia now has more people helping a stranger than at any time in the last 10 years. Meanwhile in Kenya, more than half of people donated money to charity in World Giving Index 2018, compared to less than a third in the 2010 edition.

Singapore is a close third place, increasing its Index by an average of 17 points over the past decade.

On a continental basis, it is interesting to note the make up of the countries in the biggest risers, with half being Asian, three African and only one European and one North American. This highlights again that improving a culture of giving is not limited to a particular culture or religion.

-
- 10 Poland
 - 9 Turkmenistan
 - 8 Philippines
 - 7 Latvia
 - 6 Czech Republic
 - 5 Azerbaijan
 - 4 Mauritania
 - 3 Cambodia
 - 2 Afghanistan
 - 1 Morocco

Amongst the biggest fallers are Poland, down an average of seven points over the past 10 years, and the Czech Republic, down an average of nine points. In both cases, all three giving behaviours have decreased, particularly donating money.

Afghanistan and Morocco have fallen the most (by 12 and 13 points respectively). In both cases, far fewer people donated money in recent years than had done so at the start of the decade.

▼ BIGGEST FALLERS

HELPING A STRANGER



HELPING A STRANGER

Worldwide, more than two and a half billion people helped a stranger over the past decade.

On average, nearly half (48.3%) the world's adults have helped a stranger and it is the most commonly performed giving behaviour across the world. Seven of the ten countries where people are most likely to help a stranger are located in Africa.

This is likely to be as a result of Ubuntu which exists across almost all of Africa and is a philosophy by which people live. Ubuntu can be described as the capacity in an African culture to express compassion, reciprocity, dignity, humanity and mutuality in the interests of building and maintaining communities with justice and mutual caring⁶.

The remaining countries are the United States of America in third place and Canada and New Zealand in ninth and 10th place respectively.

The list of countries where people are least likely to help a stranger is dominated by former and current communist states.


Countries which were satellite states of the former Soviet Union or which made up the former Yugoslavia often feature near the bottom of the World Giving Index tables. This is likely to be due to a complex mixture of cultural and economic factors.

Table 1: Top 10 countries by participation in helping a stranger



Helping a stranger by country and ranking		
Country	Ranking	People (%)
Liberia	1	77%
Sierra Leone	2	74%
United States of America	3	72%
Kenya	4	68%
Zambia	5	67%
Uganda	6	66%
Nigeria	7	66%
Iraq	8	65%
Canada	9	64%
Malawi	10	64%
New Zealand ⁷	10	64%

Table 2: Bottom 10 countries by participation in helping a stranger



Helping a stranger by country and ranking		
Country	Ranking	People (%)
Latvia	116	32%
Slovakia	117	32%
Belarus	118	32%
China	119	31%
Croatia	120	30%
Czech Republic	121	29%
Madagascar	122	29%
Serbia	123	28%
Cambodia	124	24%
Japan	125	24%

6 https://en.wikipedia.org/wiki/Ubuntu_philosophy

7 Underlying calculations in this report are to two decimal places. Therefore, due to rounding, two or more countries sometimes appear to have the same score but different rankings, and sometimes two or more countries are given an equal rank. The latter applies to the helping a stranger score for Malawi and New Zealand, which are ranked equally in 10th place. See Method for further details.

DONATING MONEY



DONATING MONEY

People from Myanmar are the most likely in the world to have donated money to charity.

Myanmar has the highest score in the world for donating money. The country has frequently held the top spot for donating money, but as its political and social crisis has deepened in recent years, the number of people there who donated money has dropped significantly, particularly amongst those aged under 50.


As we have mentioned in previous reports, up to 90% of people in Myanmar are practising Buddhists with as many as 99% of those following the Theravada branch of the religion. This is believed to be why Myanmar has the highest score in the world for donating money.

Theravada Buddhism is also practiced by most people in Thailand, reflected in the high score for donating money in this country.

Four of the top 10 countries for donating money are in Europe and a mix of reasons is likely for these appearing high up. The United Kingdom, for example, has a long philanthropic tradition, and Malta is one of Europe's most religious countries. Netherlands rounds up the top 5 and is also likely to be at least in part due to religious giving⁸.


Countries where people are least likely to donate money come from a mix of continents with differing religious and cultural beliefs, but what they do have in common is that they have all struggled with poverty or conflict for a number of years. It is, therefore, perhaps of little surprise that we see the bottom three consist of Georgia, Yemen and Greece.

Table 3: Top 10 countries by participation in donating money



Donating money by country and ranking			People (%)
Myanmar	1		81%
United Kingdom	2		71%
Malta	3		71%
Thailand	4		71%
Netherlands	5		71%
Indonesia	6		69%
Ireland	7		69%
Australia	8		68%
New Zealand	9		65%
Canada	10		63%

Table 4: Bottom 10 countries by participation in donating money



Donating money by country and ranking			People (%)
China	116		11%
Madagascar	116		11%
Tunisia	117		10%
Zimbabwe	118		10%
Armenia	119		10%
State of Palestine	120		10%
Niger	121		9%
Greece	122		7%
Yemen	123		6%
Georgia	124		6%

8 <https://renebekkers.wordpress.com/2017/04/20/twenty-years-of-generosity-in-the-netherlands/>

VOLUNTEERING TIME



VOLUNTEERING TIME

Globally, nearly a fifth of all adults volunteer.

Around one in five adults around the world volunteered over the past decade.

Sri Lanka has the highest rate of volunteering in the world. Each year an average of around seven million people volunteered their time, nearly half of those aged over 15 in the country.

In second place is Turkmenistan, which has frequently been ranked number one for volunteering due to its widespread and sometimes mandatory practice of Subbotnik - giving up a Saturday to perform unpaid labour - which has existed on and off throughout the decade of producing the World Giving Index. Myanmar occupies third place with Liberia and the United States completing the top five.

There are a mix of countries from different continents that occupy the bottom 10 for volunteering time. Within the bottom five alone, there are two Asian and two European countries, and one African country.

The very lowest rates of volunteering are found in China, which ranks in last place. China is, in fact, the only country in the world to feature in the bottom 10 countries for each of the three giving behaviours.

Table 5: Top 10 countries by participation in volunteering time



Volunteering time by country and ranking		
Country	Ranking	People (%)
Sri Lanka	1	46%
Turkmenistan	2	43%
Myanmar	3	43%
Liberia	4	43%
United States of America	5	42%
New Zealand	6	41%
Indonesia	7	40%
Tajikistan	8	39%
Philippines	9	38%
Ireland	10	38%

Table 6: Bottom 10 countries by participation in volunteering time



Volunteering time by country and ranking		
Country	Ranking	People (%)
Jordan	116	7%
Morocco	117	7%
Romania	118	7%
Greece	119	6%
Bosnia and Herzegovina	120	6%
Egypt	121	6%
Serbia	122	6%
Yemen	123	5%
Bulgaria	124	5%
China	125	5%

GIVING BEHAVIOURS FOR MEN AND WOMEN

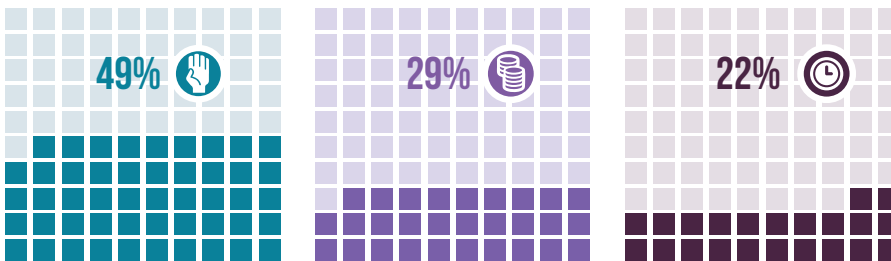
Men and women are very similar in their tendency to give.

Although men participate slightly more in two of the activities, men and women are remarkably similar in their tendencies to help strangers, donate money and volunteer their time.

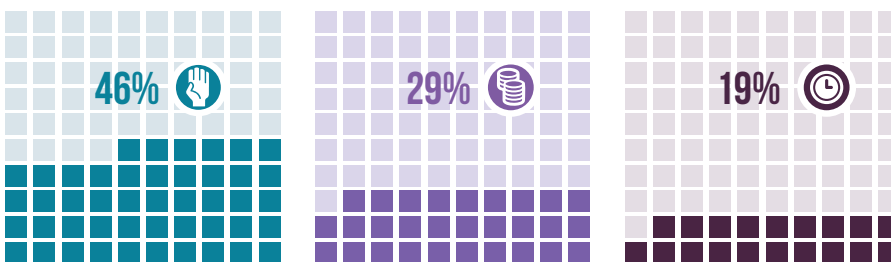
In the past decade, men are more likely than women to help a stranger (49% of men vs. 46% of women) but they are equally likely to have donated money (29% of men and women). Men are also slightly more likely than women to have volunteered their time (22% of men vs. 19% of women on average).

Whilst the CAF World Giving Index shows that similar proportions of men and women tend to engage in charitable behaviour, other in depth research conducted by CAF has shown that men and women often focus these charitable activities in slightly different directions⁹.

Men



Women



9 <https://www.cafonline.org/about-us/research/caf-international-research-hub>

GIVING BEHAVIOURS ACROSS THE GENERATIONS

Older people are the least likely to help a stranger, particularly in the developed world.

Although the act of helping a stranger is common across the generations, it is lowest amongst the oldest age group of those aged 50+ at 45%. This is in contrast to the c.50% amongst those aged 15-49. In the developed world in particular, this activity tends to decline amongst the over 50s, for whom donating money generally becomes the dominant charitable activity taken part in. By contrast, in the developing world older people remain almost as likely to help a stranger as their younger counterparts.

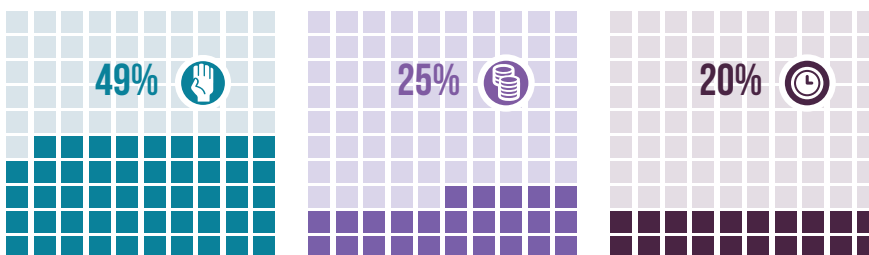
The tendency to donate money generally increases with age.

Those aged over 50 are the most likely to have given money to charity over the 10 years. Whilst 25% of those aged 15-29 had donated money, this rises to 32% amongst those aged 50+. The biggest jump, however, is from those aged 15-29 to 30-49 where there is a six percentage point difference in the number of people donating money.

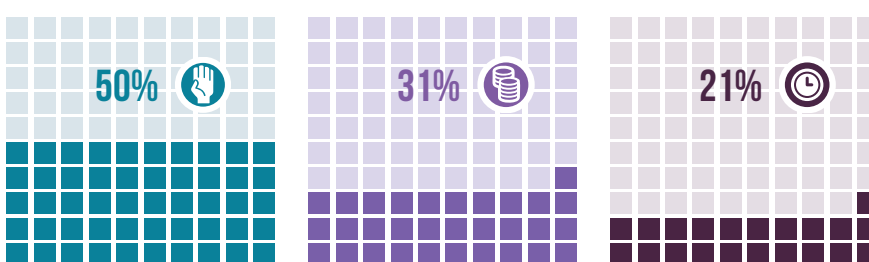
Globally, age makes little difference to volunteering.

Where we see the least difference between the age groups is in volunteering time. The highest level was recorded amongst those aged 30-49 (21%).

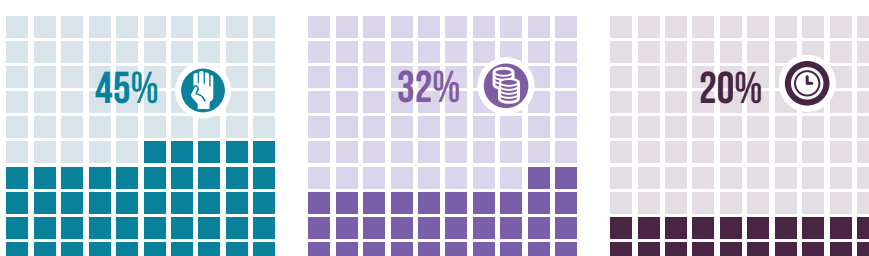
15-29



30-49



50+



METHOD

This report is primarily based upon data from Gallup's World Poll,¹⁰ which is an ongoing research project carried out in 143 countries in 2018 that together represent around 95% of the world's population (around 5.2 billion people).¹¹ The survey asks questions on many different aspects of life today including giving behaviour. The countries surveyed and questions asked in each region vary from year to year and are determined by Gallup. More detail on Gallup's methodology can be viewed online.¹²

In 2018, Gallup made substantial changes to the location of the series of items related to charitable giving within its World Poll questionnaire, across all countries interviewed. Within the countries where interviews were conducted face to face, this change did not appear to affect the results. However, in the countries where interviews are conducted via the telephone, these changes may have had some impact. The full explanation for this impact is unknown currently but will be looked at over the next year before we publish our eleventh edition of the report. While we await further results, we have not published the data for interviews conducted in 2018 in this year's report.

In most countries surveyed, 1,000 questionnaires are completed by a representative sample of individuals living across the country. The coverage area is the entire country including rural areas. The sampling frame represents the entire civilian, non-institutionalised, aged 15 and older population of the entire country. In some bigger countries, larger samples are collected, while in a small number of countries, the poll covers 500 to 1,000 people but still features a representative sample. The survey is not conducted in a limited number of instances including where the safety of interviewing staff is threatened, scarcely populated islands in some countries, and areas that interviewers can reach only by foot, animal or small boat. In all, more than 1.5 million people were interviewed by Gallup between 2009 and 2018 and samples are probability-based. This 10th edition report includes the results of around 1.3 million people from countries which were included at least eight times during that period. Surveys are carried out by telephone or face-to-face depending on the country's telephone coverage.

There is of course a margin of error (the amount of random sampling error) in the results for each country, which is calculated by Gallup around a proportion at the 95% confidence level (the level of confidence that the results are a true reflection of the whole population). The maximum margin of error is calculated assuming a reported percentage of 50% and takes into account the design effect.

Calculation of CAF World Giving Index ranking

The percentages shown in the Index and within this publication are all rounded to the nearest whole number or to one decimal place. In reality though, for the analysis by CAF, the percentage scores are to two decimal places.

Due to rounding therefore, there are some occasions in the ranking of countries where two or more countries appear to have the same percentage, but are not placed equally. This is because there is a small amount of difference in the numbers to two decimal places.









10 Gallup's website: <http://www.gallup.com/services/170945/world-poll.aspx>









11 World Population Prospects, the 2017 Revision, United Nations Department of Economic & Social Affairs: <https://esa.un.org/unpd/wpp/>
The United Nations report a world population of 5.45 billion in 2015, for those aged 15 +. This is the latest data available.









12 Gallup World Poll Methodology: <http://www.gallup.com/poll/105226/world-poll-methodology.aspx> Details of each country's dataset available: <http://www.gallup.com/services/177797/country-data-set-details.aspx>

CAF WORLD GIVING INDEX FULL TABLE

10 year aggregate scores and ranking

Country	 Ranking	 Score	 Ranking	 Score	 Ranking	 Score	 Ranking	 Score
	United States of America	1	58%	3	72%	11	61%	5
Myanmar	2	58%	49	49%	1	81%	3	43%
New Zealand	3	57%	10	64%	9	65%	6	41%
Australia	4	56%	11	64%	8	68%	12	37%
Ireland	5	56%	16	62%	7	69%	10	38%
Canada	6	55%	9	64%	10	63%	11	37%
United Kingdom	7	54%	19	60%	2	71%	25	30%
Netherlands	8	53%	37	53%	5	71%	14	36%
Sri Lanka	9	51%	29	55%	19	50%	1	46%
Indonesia	10	50%	86	42%	6	69%	7	40%
Kenya	11	47%	4	68%	34	38%	13	37%
Malta	12	47%	70	45%	3	71%	43	24%
Switzerland	13	45%	58	48%	13	56%	22	32%
United Arab Emirates	14	45%	13	63%	16	52%	61	19%
Austria	15	45%	36	53%	15	53%	32	27%
Denmark	16	44%	42	52%	12	58%	50	22%
Liberia	17	44%	1	77%	109	12%	4	43%
Germany	18	43%	26	56%	20	49%	36	26%
Turkmenistan	19	43%	35	53%	43	32%	2	43%
Sierra Leone	20	42%	2	74%	79	21%	17	33%
Thailand	21	42%	89	41%	4	71%	79	15%
Nigeria	22	42%	7	66%	56	27%	21	32%
Iran	23	41%	25	56%	22	48%	55	20%
Cyprus	24	41%	33	53%	25	44%	41	25%
Finland	25	41%	41	52%	27	42%	31	28%
Uzbekistan	25	41%	31	54%	36	35%	18	33%
Guatemala	26	40%	28	55%	42	32%	15	34%
Haiti	27	40%	74	44%	23	45%	24	30%
Luxembourg	28	40%	97	39%	17	51%	27	29%
Sweden	29	40%	46	51%	14	55%	96	13%
Malaysia	30	39%	73	44%	24	45%	29	28%
Dominican Republic	31	39%	20	59%	58	25%	19	32%
Zambia	32	39%	5	67%	72	22%	30	28%
Philippines	33	39%	32	54%	63	24%	9	38%
Israel	34	39%	76	43%	18	51%	48	22%
Uganda	35	38%	6	66%	69	22%	35	26%
Malawi	36	38%	10	64%	77	21%	28	29%
Mongolia	37	38%	90	41%	29	40%	16	33%
Ghana	38	38%	22	58%	60	25%	26	30%
Costa Rica	39	38%	21	59%	44	31%	47	22%
Slovenia	40	38%	71	44%	35	36%	20	32%
Chile	41	37%	34	53%	26	44%	83	15%

	 Ranking	 Score	 Ranking	 Score	 Ranking	 Score	 Ranking	 Score
Belgium	42	36%	72	44%	30	39%	39	25%
Honduras	43	36%	56	49%	49	28%	23	31%
Tajikistan	44	36%	54	49%	89	19%	8	39%
South Africa	45	36%	12	63%	94	18%	37	25%
Singapore	46	35%	96	39%	21	48%	59	19%
Panama	47	35%	60	47%	43	32%	38	25%
Taiwan, Province of China	48	35%	59	48%	32	38%	66	18%
Colombia	49	35%	17	61%	71	22%	56	20%
Saudi Arabia	50	34%	15	62%	50	28%	92	13%
Guinea	51	34%	24	57%	78	21%	45	23%
Iraq	52	34%	8	65%	66	23%	94	13%
Nepal	53	33%	80	43%	47	30%	34	26%
Italy	54	33%	68	45%	33	38%	73	16%
Kyrgyzstan	55	33%	62	47%	53	28%	42	25%
Cameroon	56	33%	14	63%	88	19%	75	16%
Republic of Korea	57	32%	78	43%	38	34%	53	20%
Spain	58	32%	45	51%	46	30%	76	16%
Tanzania	59	32%	48	50%	45	31%	86	15%
Paraguay	60	32%	93	40%	37	34%	49	22%
Bolivia	61	31%	43	51%	74	22%	51	21%
Kosovo	62	31%	69	45%	31	39%	103	11%
Afghanistan	63	31%	44	51%	59	25%	71	17%
Botswana	64	30%	18	61%	104	13%	67	18%
Uruguay	65	30%	50	49%	57	26%	78	15%
France	66	30%	108	36%	55	27%	33	27%
Lebanon	67	30%	61	47%	40	33%	105	10%
Nicaragua	68	30%	85	42%	54	28%	54	20%
Pakistan	69	29%	81	42%	41	32%	93	13%
Zimbabwe	70	29%	30	55%	118	10%	52	21%
Senegal	71	28%	23	58%	107	13%	91	14%
Peru	72	28%	65	46%	91	18%	60	19%
Mexico	73	28%	67	45%	83	20%	65	18%
Brazil	74	28%	63	46%	67	22%	84	15%
Argentina	75	28%	52	49%	92	18%	75	16%
Congo (Brazzaville)	76	27%	27	55%	115	11%	81	15%
Gabon	77	27%	24	57%	111	12%	99	11%
Kazakhstan	78	26%	98	39%	76	21%	58	20%
Ethiopia	79	26%	79	43%	87	19%	70	17%
Moldova (Republic of)	80	26%	91	41%	80	20%	72	16%
Bangladesh	81	26%	47	51%	100	16%	100	11%
India	82	26%	113	34%	62	24%	63	19%
Morocco	83	26%	40	52%	96	18%	117	7%
Vietnam	84	26%	83	42%	65	23%	98	12%
Mauritania	85	25%	87	41%	86	19%	80	15%
Poland	86	25%	102	37%	52	28%	104	11%
Burkina Faso	87	25%	55	49%	108	13%	87	15%
Portugal	88	25%	82	42%	85	20%	90	14%
Chad	89	25%	75	43%	99	16%	77	16%
Jordan	90	25%	53	49%	93	18%	116	7%

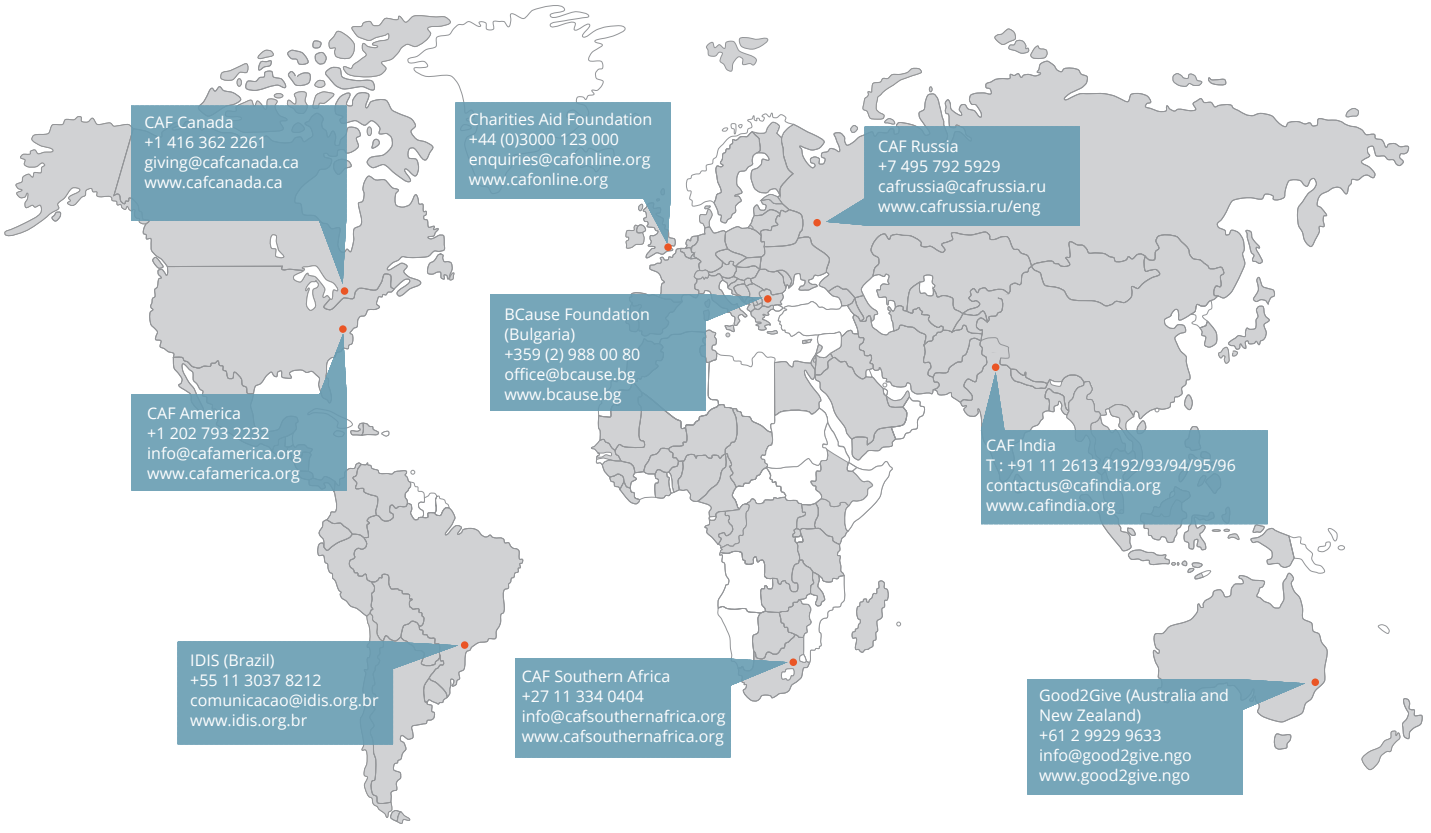
	 Ranking	 Score	 Ranking	 Score	 Ranking	 Score	 Ranking	 Score
Bosnia and Herzegovina	91	25%	110	35%	39	34%	120	6%
Belarus	92	25%	118	32%	96	18%	40	25%
El Salvador	93	25%	77	43%	106	13%	64	18%
Slovakia	94	25%	117	32%	51	28%	89	14%
Estonia	95	25%	105	37%	84	20%	69	17%
Macedonia (Republic of North)	96	25%	106	37%	48	29%	112	8%
Romania	97	24%	66	45%	81	20%	118	7%
Ecuador	98	24%	94	40%	95	18%	85	15%
Azerbaijan	99	24%	99	38%	102	14%	57	20%
Mali	99	24%	57	48%	110	12%	97	12%
Niger	100	24%	39	52%	121	9%	102	11%
Ukraine	101	24%	111	35%	90	18%	62	19%
Cambodia	102	24%	124	24%	28	40%	113	8%
Tunisia	103	24%	38	52%	117	10%	110	9%
Egypt	104	23%	51	49%	101	16%	121	6%
Albania	105	23%	95	39%	75	21%	107	9%
Benin	106	23%	86	42%	105	13%	88	15%
Japan	107	23%	125	24%	64	23%	46	22%
Venezuela	108	23%	84	42%	103	13%	95	13%
Hungary	109	23%	100	38%	83	20%	109	9%
Latvia	110	22%	116	32%	61	25%	106	10%
Czech Republic	111	22%	121	29%	70	22%	84	15%
Georgia	112	21%	88	41%	124	6%	68	18%
Democratic Republic of the Congo	113	21%	103	37%	114	11%	82	15%
Armenia	114	21%	64	46%	119	10%	114	8%
Rwanda	115	21%	115	33%	97	17%	90	14%
Madagascar	116	21%	122	29%	116	11%	44	24%
Russian Federation	117	21%	112	35%	112	12%	74	16%
Croatia	118	21%	120	30%	68	22%	108	9%
Montenegro	119	20%	114	33%	82	20%	115	8%
Bulgaria	120	19%	107	36%	98	16%	124	5%
Lithuania	121	19%	104	37%	113	12%	101	11%
State of Palestine	122	19%	101	38%	120	10%	111	8%
Serbia	123	19%	123	28%	73	22%	122	6%
Yemen	124	17%	92	41%	123	6%	123	5%
Greece	125	16%	109	36%	122	7%	119	6%
China	126	16%	119	31%	116	11%	125	5%

SURVEYED COUNTRIES

CAF World Giving Index 2019



Afghanistan	Costa Rica	India	Moldova (Republic of)	Singapore	Yemen
Albania	Croatia	Indonesia	Mongolia	Slovakia	Zambia
Argentina	Cyprus	Iran	Montenegro	Slovenia	Zimbabwe
Armenia	Czech Republic	Iraq	Morocco	South Africa	
Australia	Denmark	Ireland	Myanmar	Spain	
Austria	Democratic Republic of the Congo	Israel	Nepal	Sri Lanka	
Azerbaijan	Ecuador	Italy	Netherlands	State of Palestine	
Bangladesh	Dominican Republic	Japan	New Zealand	Sweden	
Belarus	Egypt	Jordan	Nicaragua	Switzerland	
Belgium	El Salvador	Kazakhstan	Niger	Taiwan, Province of China	
Benin	Estonia	Kenya	Nigeria	Tajikistan	
Bolivia	Ethiopia	Kosovo	Pakistan	Tanzania	
Bosnia and Herzegovina	Finland	Kyrgyzstan	Panama	Thailand	
Botswana	France	Latvia	Paraguay	Tunisia	
Brazil	Gabon	Lebanon	Peru	Turkmenistan	
Bulgaria	Georgia	Liberia	Philippines	Uganda	
Burkina Faso	Germany	Lithuania	Poland	Ukraine	
Cambodia	Ghana	Luxembourg	Portugal	United Arab Emirates	
Cameroon	Greece	Macedonia (Republic of North)	Republic of Korea	United Kingdom	
Canada	Guatemala	Madagascar	Romania	United States of America	
Chad	Guinea	Malawi	Russian Federation	Uruguay	
Chile	Haiti	Malaysia	Rwanda	Uzbekistan	
China	Honduras	Mali	Saudi Arabia	Venezuela	
Colombia	Hungary	Malta	Senegal	Vietnam	
Congo (Brazzaville)		Mauritania	Serbia		
		Mexico	Sierra Leone		



CAF Canada
+1 416 362 2261
giving@cafcanada.ca
www.cafcanada.ca

Charities Aid Foundation
+44 (0)3000 123 000
enquiries@cafonline.org
www.cafonline.org

CAF Russia
+7 495 792 5929
cafrussia@cafrussia.ru
www.cafrussia.ru/eng

CAF America
+1 202 793 2232
info@cafamerica.org
www.cafamerica.org


BCause Foundation
(Bulgaria)
+359 (2) 988 00 80
office@bcause.bg
www.bcause.bg

CAF India
T : +91 11 2613 4192/93/94/95/96
contactus@cafindia.org
www.cafindia.org

IDIS (Brazil)
+55 11 3037 8212
comunicacao@idis.org.br
www.idis.org.br

CAF Southern Africa
+27 11 334 0404
info@cafsouthernafrica.org
www.cafsouthernafrica.org

Good2Give (Australia and
New Zealand)
+61 2 9929 9633
info@good2give.ngo
www.good2give.ngo



At CAF, we exist to make giving go further, so together we can transform more lives and communities around the world. We are CAF and we make giving count.

www.cafonline.org